

Economic Characteristics for Humboldt County, Nevada

Sources: Emsi; U.S. Bureau of Economic Analysis; U.S. Census Bureau, American Community Survey

Authors

Buddy Borden, Extension Specialist
 Lucas Thomas, Project and Communications Assistant
 Joe Lednicky, Economist II
 Brad Schultz, Humboldt County Extension Educator

JOBS BY OCCUPATION

Occupation	2010	2017
Protective Service	175 ↑	209
Transportation and Material Moving	696 ↑	763
Construction and Extraction	1,127 ↓	998

JOBS BY INDUSTRY

↑ NOTABLE INCREASES

Industry	2010	2017
Government, Public Admin	1,511	1,580
Educational Services	16	26
Real Estate	47	57
Retail Trade	922	946
Manufacturing	267	279

↓ NOTABLE DECREASES

Industry	2010	2017
Retail Trade	30	11
Information	600	384
Administrative and Support	348	260

JOB MIGRATION

8,465 (2010) **Total Employment** 8,215 (2017)

Living + employed in Humboldt

5,049 2010 5,068 2017


Living in Humboldt, employed outside

2,366 2010 2,516 2017

Living outside Humboldt, Employed In

2,810 2010 3,112 2017

TOTAL JOBS

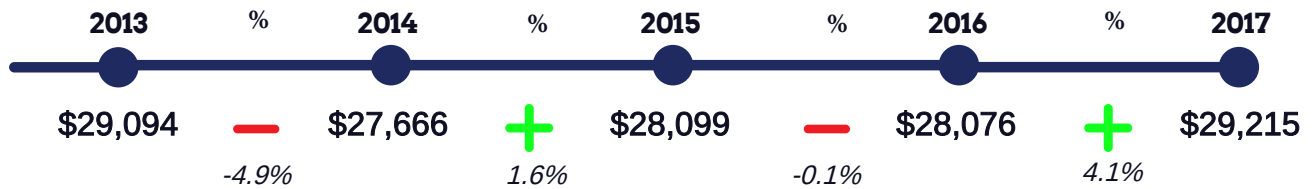


OVERALL DECREASE OF 6% IN JOBS

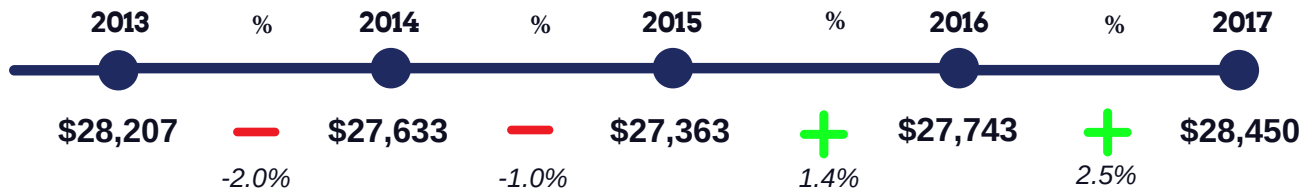
Amounts shown here are in 2017 dollars.

PER CAPITA INCOME

HUMBOLDT COUNTY



STATE OF NEVADA



PERSONAL INCOME

Amounts shown here are in 2017 dollars.

2010 to 2017

Personal Transfer Receipts ↑

\$98M 2010
\$118M 2017



Personal Current Transfer Receipts are the receipts of persons from government and businesses for which no current services are performed. This includes Social Security benefits, medical, veterans' and unemployment.

Dividends, Interest, and Rent ↑

\$86M 2010
\$111M 2017



Dividends are a form of property income received by shareholders in return for their investment in the equity of a corporation.

Net Earnings by Place of Residence ↓

\$575M 2010
\$538M 2017



Net Earnings by Place of Residence is income plus an adjustment on a place-of-residence basis. A higher net earnings by place of residence means money from people living inside the county.

Adjustment for Residence ↑

-\$13M 2010
\$8M 2017



Adjustment for Residence is the net of the inflows and outflows to/from the county, based on place of residence. A higher number means higher inflow from dollars outside the county.

Personal Income ↑

\$758M 2010
\$766M 2017



Personal Income is income received by individuals from all sources. It includes income received from participation in production as well as from government and business transfer payments.