

## Economic Characteristics for Nye County, Nevada

Sources: Emsi; U.S. Bureau of Economic Analysis; U.S. Census Bureau, American Community Survey

### Authors

**Buddy Borden, Extension Specialist**  
**Lucas Thomas, Project and Communications Assistant**  
**Joe Lednicky, Economist II**  
**Jacob Holloway, Nye/Esmeralda County Extension Educator**

### JOBS BY OCCUPATION



Occupation	2010	2017
Farming, Fishing, and Forestry	141	265
Building/Grounds Cleaning and Maintenance	443	604
Construction and Extraction	921	1,228

### JOBS BY INDUSTRY

Industry means entire sectors, while occupation means the type of work done on the job.

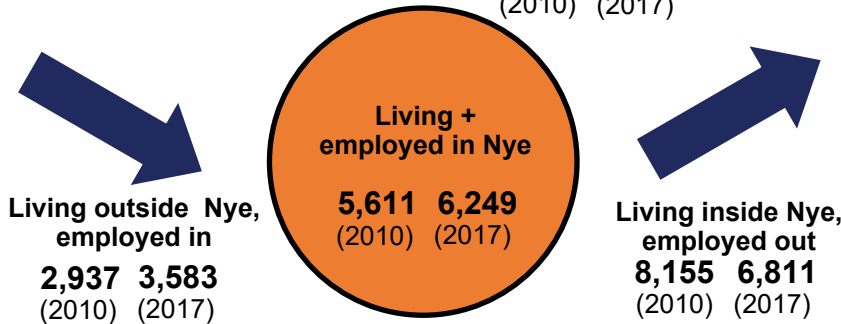
NOTABLE INCREASES		
Industry	2010	2017
Ag, Forestry, Fish and Hunt	298	443
Utilities	105	202
Manufacturing	145	234
Construction	539	948
Retail Trade	1,423	1,657

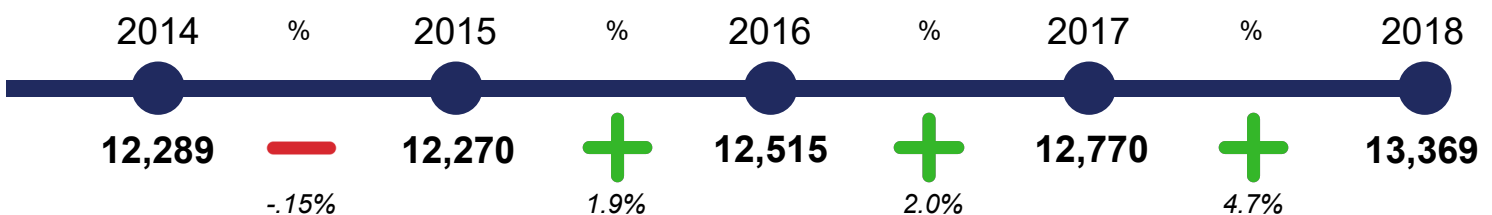
NOTABLE DECREASES		
Industry	2010	2017
Wholesale Trade	122	101
Finance and Insurance	143	139
Prof. Scientific, Tech.	1,495	1,391

### JOB MIGRATION

Total Employment: **8,008** (2010) **9,832** (2017)



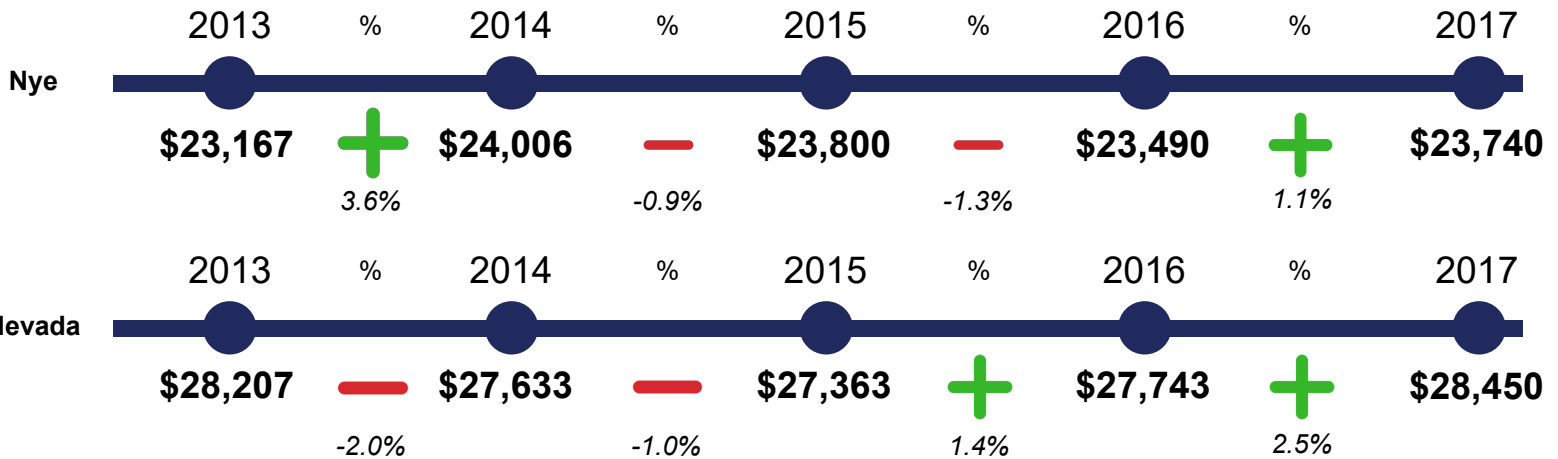
### TOTAL JOBS



## OVERALL INCREASE OF 8.8% IN JOBS

## PER CAPITA INCOME

Amounts shown here are in 2017 dollars.



## PERSONAL INCOME

Amounts shown here are in 2017 dollars.

2010 to 2017

### Personal Transfer Receipts

\$507.9M  \$602.4M  
2010 2017



**Personal Current Transfer Receipts** are the receipts of persons from government and businesses for which no current services are performed. This includes Social Security benefits, medical, veterans' and unemployment

### Dividends, Interest, and Rent

\$245.5M  \$289.3M  
2010 2017



**Dividends** are a form of property income received by shareholders in return for their investment in the equity of a corporation.

### Net Earnings by Place of Residence

\$894.7M  \$823.9M  
2010 2017



**Net Earnings by Place of Residence** is income plus an adjustment on a place-of-residence basis. A higher net earnings by place of residence means money from people living inside the county.

### Adjustment for Residence

\$37.8M  \$44.2M  
2010 2017



**Adjustment for Residence** is the net of the inflows and outflows to/from the county, based on place of residence. A higher number means higher inflow from dollars outside the county.

### Personal Income

\$1.6B  \$1.7B  
2010 2017



**Personal Income** is income received by individuals from all sources. It includes income received from participation in production as well as from government and business transfer payments.