

# University of Nevada, Reno Extension

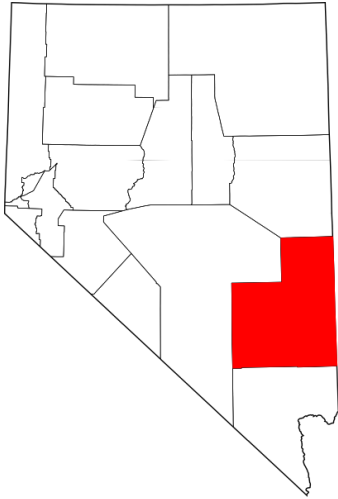
PEER  
REVIEWED  
FS-21-03

## Industry Top Performers for Lincoln County, Nevada

Source: Economic Modeling Specialists International  
(numbers reflect 2018 data).



EXTENSION  
College of Agriculture,  
Biotechnology & Natural Resources



**Buddy Borden**, Community Development Extension Specialist  
**Lucas Thomas**, Publications Writer  
**Joseph Lednicky**, Economist II  
**Holly Gatzke**, Northern Area Director  
**Donald Deever**, Lincoln County Extension Educator

### TOTAL JOBS

Total Jobs in Lincoln = **1,412**

#### Top 5 Industries

<u>Industry</u>	<u># of Jobs</u>	
Local Government	443	
State Government	149	
Food and Beverage Stores	68	
Federal Government	67	
Food Services and Drinking Places	66	

### AVERAGE EARNINGS

Amounts shown in 2018 dollars.  
Average Earnings per Worker in Lincoln  
= **\$51,457**

#### Top 5 Industries with Highest Average Earnings per Worker

<u>Industry</u>	<u>Earnings</u>
State Government	\$92,048
Rail Transportation	\$83,251
Heavy and Civil Engineering Construction	\$77,544
Federal Government	\$74,488
Local Government	\$64,351

### TOTAL SALES






#### Top 5 Industries

<u>Industry</u>	State Government	Local Government	Federal Government	Animal Production	Crop Production
<u>Sales</u>	\$140.2M	\$75.2M	\$57.3M	\$24.8M	\$13.0M

A full baseline data report, an economic impact report and additional infographics are available for this county. Full reports and infographics will be available for each county in Nevada. For more information, email us at [EconDev@unr.edu](mailto:EconDev@unr.edu), or call Buddy Borden at 702-257-5505 or Joe Lednicky at 702-948-5971. The Lincoln County Extension office is administered by Donald Deever, Extension Educator, who can be reached at 775-726-3109. Visit us online at <https://extension.unr.edu/neap>.

## IMPORTS

### Top 5 Industries






<u>Total Imports</u>	<u>Industry</u>	
\$44.4M	Federal Government	
\$39.1M	State Government	
\$14.0M	Professional, Scientific and Technical Services	
\$12.4M	Specialty Trade Contractors	
\$11.6M	Local Government	



**Imports** are goods and services received from outside a county by sending dollars outside the county. The desired state is low imports, because that would indicate self-sufficiency and inner-growth. However, imports higher than in-region sales indicate opportunity. In the end because of availability, some regions must rely on imports.

## EXPORTS

### Top 5 Industries

	<u>Industry</u>	<u>Total Exports</u>
	State Government	\$140.2M
	Federal Government	\$57.1M
	Animal Production	\$24.3M
	Local Government	\$14.5M
	Crop Production	\$12.6M



**Exports** are goods and services sold from the county to regions outside the county for an inflow of dollars into the county. High exposure usually signals economic strength, because dollars flow into the community rather than leave it.