

Economic Characteristics for Esmeralda County, Nevada

Sources: Emsi; U.S. Bureau of Economic Analysis; U.S. Census Bureau, American Community Survey

Authors

Buddy Borden, Extension Specialist
Lucas Thomas, Project and Communications Assistant
Joe Lednicky, Economist II

JOBS BY OCCUPATION



Occupation	2010	2017
Education, Training, and Library	23	42
Installation, Maintenance, and Repair	29	38
Production	17	25

JOBS BY INDUSTRY

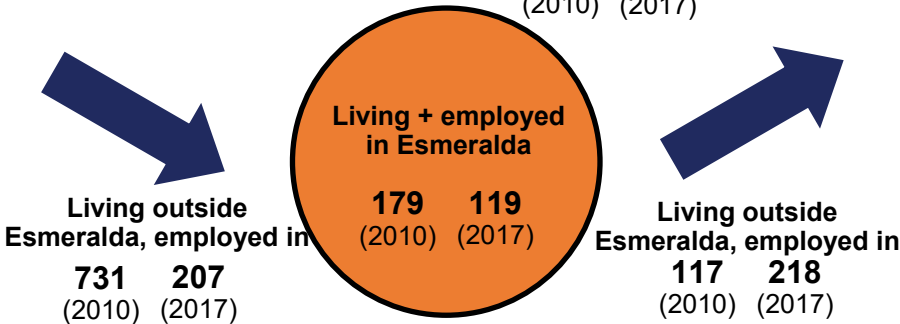
Industry looks at entire sectors, while **occupation** looks at the type of work done on the job.

NOTABLE INCREASES		
Industry	2010	2017
Ag, Forestry, Fish and Hunt	11	36
Mining, Quarry, Oil/Gas	82	100
Construction	20	25
Admin Support	<10	13
Other Services	<10	38

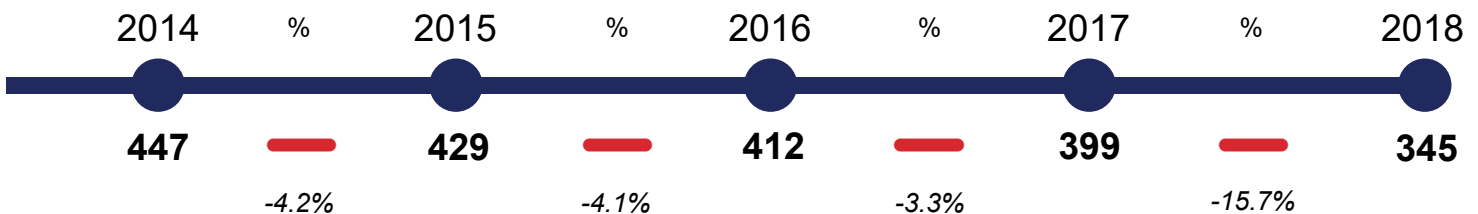
NOTABLE DECREASES		
Industry	2010	2017
Retail Trade	19	<10
Government, Public Admin	108	93
Unclassified	<10	0

JOB MIGRATION

Total Employment: **280** (2010) **399** (2017)



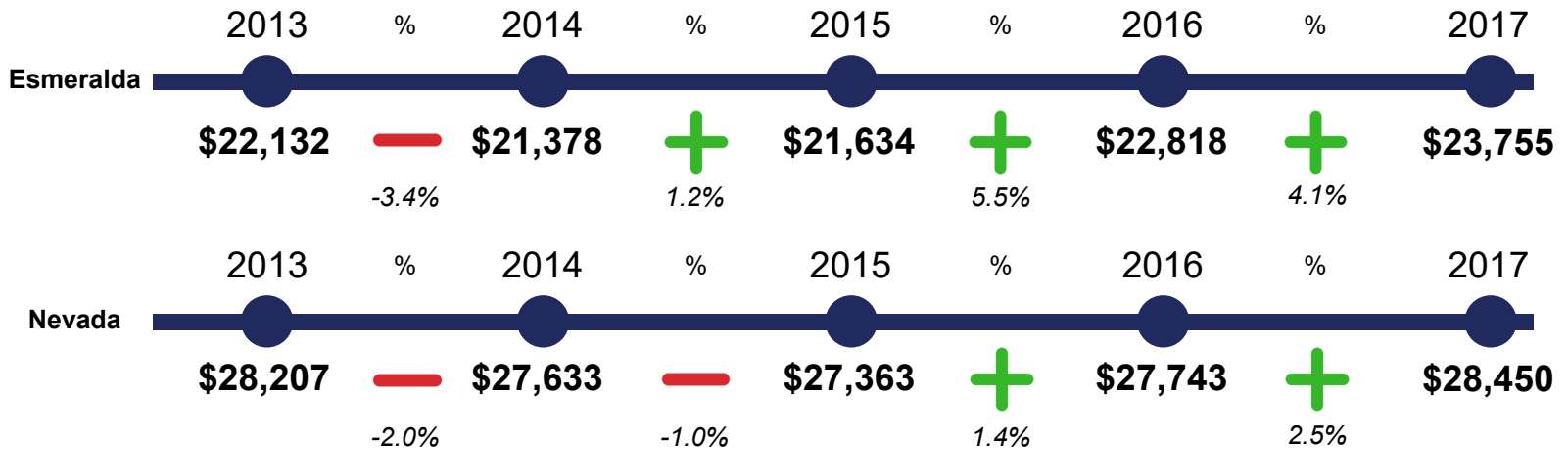
TOTAL JOBS



OVERALL DECREASE OF 22.8% IN JOBS

PER CAPITA INCOME

Amounts shown here are in 2017 dollars.



PERSONAL INCOME

Amounts shown here are in 2017 dollars.

2010 to 2017

Personal Transfer Receipts

\$9.0M  \$8.8M
2001 2017



Personal Current Transfer Receipts are the receipts of persons from government and businesses for which no current services are performed. This includes Social Security benefits, medical, veterans' and unemployment

Dividends, Interest, and Rent

\$6.2M  \$7.2M
2001 2017



Dividends are a form of property income received by shareholders in return for their investment in the equity of a corporation.

Net Earnings by Place of Residence

\$19.7M  \$17.0M
2001 2017



Net Earnings by Place of Residence is income plus an adjustment on a place-of-residence basis. A higher net earnings by place of residence means money from people living inside the county.

Adjustment for Residence

\$2.9M  \$4.3M
2001 2017



Adjustment for Residence is the net of the inflows and outflows to/from the county, based on place of residence. A higher number means higher inflow from dollars outside the county.

Personal Income

\$35M  \$33M
2001 2017



Personal Income is income received by individuals from all sources. It includes income received from participation in production as well as from government and business transfer payments.