

NAICS Top Performers for White Pine County, Nevada

Sources: Economic Modeling Specialists International (Numbers reflect 2018 data)

Authors

Buddy Borden, Extension Specialist
Lucas Thomas, Publications Writer
Joe Lednicky, Economist II






3-digit NAICS codes are used below. For the numerical coding for each industry, further explanation regarding 3-digit coding, or any additional information, please contact us at the email address or phone numbers found at the bottom of this page.

TOTAL JOBS

Total Jobs in White Pine (2018): **4,504**

Top 5 industries with highest total

Industry #Jobs

Mining (Except Oil and Gas)	1,219	
Local Government	653	
State Government	474	
Accommodation	255	
Food Services/Drinking Places	219	

AVERAGE EARNINGS

Average Earnings per Worker in White Pine (2018): **\$72,210**



Top 5 Industries with highest average earnings per worker

\$113,969	Utilities
\$108,098	Mining, except Oil/Gas
\$98,817	Support Activities, Mining
\$97,596	State Government
\$94,489	Merchant Wholesalers, Durable Goods

TOTAL SALES

Top 5 industries with highest total sales



\$771M

Mining (Except Oil and Gas)



\$436M

State Government



\$187M

Federal Government



\$119M

Local Government



\$40M

Support Activities for Mining

IMPORTS

Top 5 industries with highest imports

Total Imports
\$129M

Industry

Local Government



\$121M

Federal Government



\$113M

State Government



\$59M

Professional, Scientific, and
Technical Services



\$36M

Petroleum and Coal Products
Manufacturing



Imports are goods and services received from outside the county by sending dollars outside the county. The desired state is low imports, because that would indicate self-sufficiency and growth from within. However, imports higher than in-region sales indicate opportunity. IN the end because of availability, regions must rely on imports.

EXPORTS

Top 5 industries with highest exports



Industry

Mining (Except Oil and Gas)

Total Exports

\$721M



State Government

\$436M



Federal Government

\$186M



Local Government

\$46M



Support Activities, Mining

\$39M



Exports are goods and services sold from the county to regions outside the county for an inflow of dollars into the county. High exports usually signal economic strength, because dollars flow into the community rather than leave it.