



Industry Top Performers for Pershing County, Nevada

**PEER
REVIEWED**
FS-21-70



Buddy Borden, Community Development Extension Specialist

Lucas Thomas, Publications Writer

Joseph Lednicky, Economist II

Steve Foster, Pershing County Extension Educator

*Source: Economic Modeling Specialists International
(numbers reflect 2018 data)*

TOTAL JOBS

Total Jobs in Pershing = **2,127**

Top 5 Industries

<u>Industry</u>	<u># of Jobs</u>	
Mining (Except Oil and Gas)	698	
Local Government	493	
State Government	246	
Gasoline Stations	102	
Food Service/ Drinking Places	79	

AVERAGE EARNINGS

Amounts shown in 2018 dollars.

Average Earnings per Worker in Pershing
= **\$73,398**

Top 5 Industries With Highest Average Earnings per Worker

<u>Industry</u>	<u>Earnings</u>
Pipeline Transportation	\$126,839
Mining (Except Oil and Gas)	\$104,144
Truck Transportation	\$97,341
State Government	\$90,781
Local Government	\$65,302

TOTAL SALES






Top 5 Industries

<u>Industry</u>	Mining (Except Oil and Gas)	State Government	Local Government	Crop Production	Gasoline Stations
<u>Sales</u>	\$360.8M	\$253.9M	\$78.8M	\$24.0M	\$12.5M

A full baseline data report, an economic impact report and additional infographics are available for this county. Full reports and infographics will be available for each county in Nevada. For more information, email us at EconDev@unr.edu, or call Buddy Borden at 702-257-5505 or Joe Lednicky at 702-948-5971. The Pershing County Extension office is administered by Steve Foster, Extension Educator, who can be reached at 775-273-2923. Visit us online at <https://extension.unr.edu/neap>.

IMPORTS

Top 5 Industries






<u>Total Imports</u>	<u>Industry</u>	
\$59.6M	State Government	
\$54.2M	Local Government	
\$46.4M	Federal Government	
\$23.9M	Professional, Scientific, and Technical Services	
\$19.9M	Specialty Trade Contractors	



Imports are goods and services received from outside a county by sending dollars outside the county. The desired state is low imports, because that would indicate self-sufficiency and inner-growth. However, imports higher than in-region sales indicate opportunity. In the end because of availability, some regions must rely on imports.

EXPORTS

Top 5 Industries

	<u>Industry</u>	<u>Total Exports</u>
	Mining (Except for Oil and Gas)	\$349.8M
	State Government	\$253.9M
	Crop Production	\$20.6M
	Local Government	\$15.0M
	Gasoline Stations	\$11.1M



Exports are goods and services sold from the county to regions outside the county for an inflow of dollars into the county. High exports usually signals economic strength, because dollars flow into the community rather than leave it.