

Economic Characteristics for Lyon, Nevada

Sources: Emsi; U.S. Bureau of Economic Analysis; U.S. Census Bureau, American Community Survey

Authors

Buddy Borden, Extension Specialist
 Lucas Thomas, Publications Writer
 Joe Lednicky, Economist II
 Daniel Zapata, Statistician
 Adeel Ahmed, Lyon County Extension Educator

JOBS BY OCCUPATION



Occupation 2010 2017

Construction and Extraction	765	↑	1,039	
Food Preparation and Serving Related	921	↑	1,180	
Installation, Maintenance, and Repair	588	↑	809	

JOBS BY INDUSTRY



Industry looks at entire sectors, while occupation looks at the type of work done on the job.

NOTABLE INCREASES

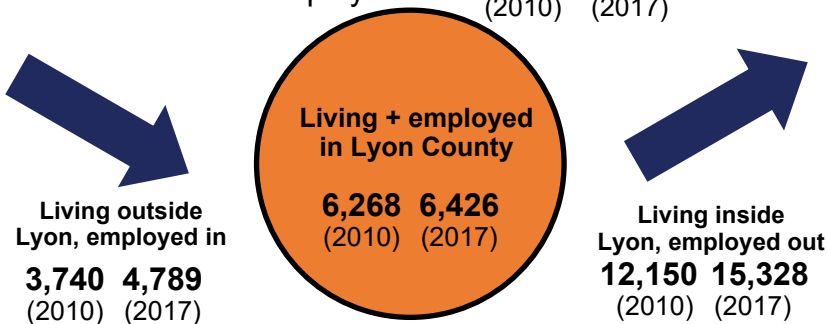
Industry	2010	2017
Transportation/Warehousing	545	761
Construction	744	1,074
Educational Services	19	66
Accommodation, Food Serv.	640	850

NOTABLE DECREASES

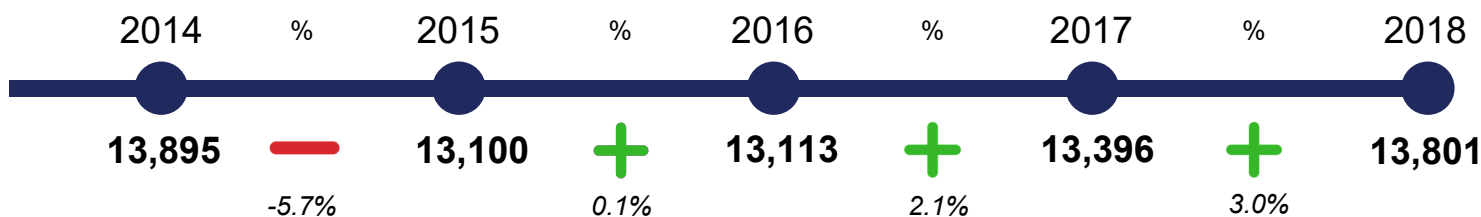
Industry	2010	2017
Retail Trade	1,970	1,551
Ag, Forestry, Fishing...	918	884

JOB MIGRATION

Total Employment: 12,767 (2010) 13,396 (2017)



TOTAL JOBS

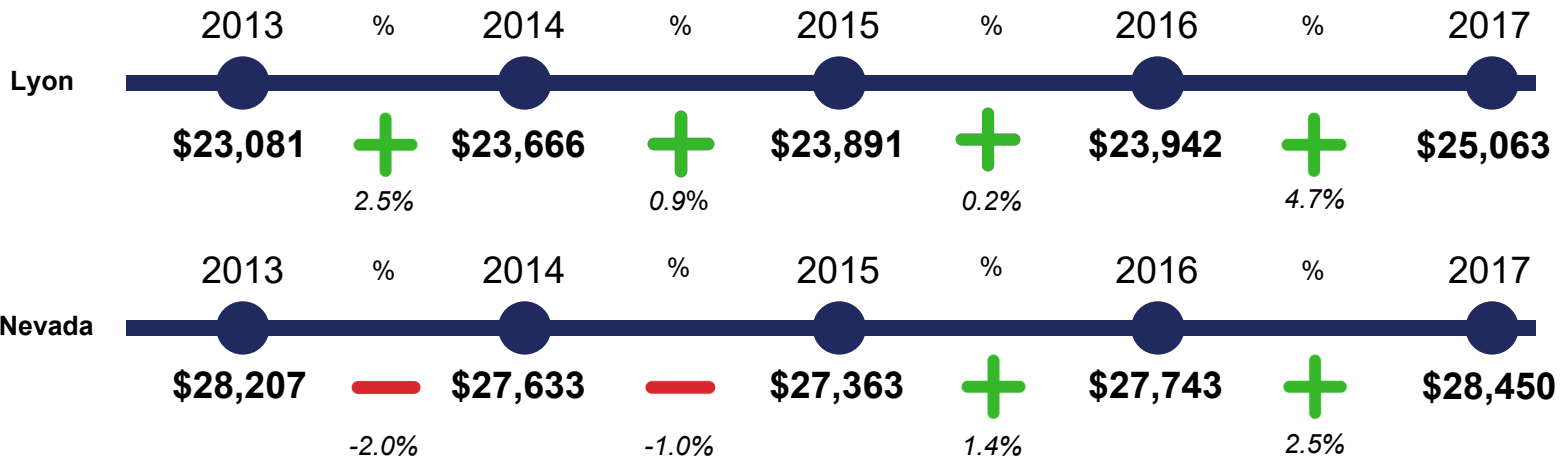


OVERALL DECREASE OF 0.6% IN JOBS

A full baseline data report, economic impact report, and additional infographics are available for this county. Full reports and infographics will be available for each county in Nevada. For more information regarding this, or any other questions, please email us at EconDev@unr.edu or call Buddy Borden at 702-257-5505, or Joe Lednicky at 702-948-5971. The Lyon County Extension office is administered by Adeel Ahmed Extension Educator, and can be reached at 775-463-6541. Visit us online at <https://extension.unr.edu/neap>.

PER CAPITA INCOME

Amounts shown here are in 2017 dollars.



PERSONAL INCOME

Amounts shown here are in 2017 dollars.

2010 to 2017

Personal Transfer Receipts

\$426M  \$529M
2010 2017



Personal Current Transfer Receipts are the receipts of persons from government and businesses for which no current services are performed. This includes Social Security benefits, medical, veterans' and unemployment

Dividends, Interest, and Rent

\$251M  \$339M
2010 2017



Dividends are a form of property income received by shareholders in return for their investment in the equity of a corporation.

Net Earnings by Place of Residence

\$997M  \$1.2B
2010 2017



Net Earnings by Place of Residence is income plus an adjustment on a place-of-residence basis. A higher net earnings by place of residence means money from people living inside the county.

Adjustment for Residence

\$422M  \$625M
2010 2017



Adjustment for Residence is the net of the inflows and outflows to/from the county, based on place of residence. A higher number means higher inflow from dollars outside the county.

Personal Income

\$1.6B  \$2.1B
2010 2017



Personal Income is income received by individuals from all sources. It includes income received from participation in production as well as from government and business transfer payments.