



Nevada Economic Assessment Project (NEAP)



What is NEAP?

1. Process to develop and maintain an extensive **data repository** and set of **analytical methods** that are meaningful, consistent and verifiable.
2. Use data and analytical tools to **engage** and **educate** agencies and communities and assist with planning and policy analysis.

Data Source Qualities

Sources used for the NEAP must have specific qualities to warrant inclusion:

Respected

Verifiable

Timely

Historical

Consistent

Sources Currently Used

Economic Modeling
Systems
International
(EMSI)

Environmental
Systems Research
Institute (ESRI)

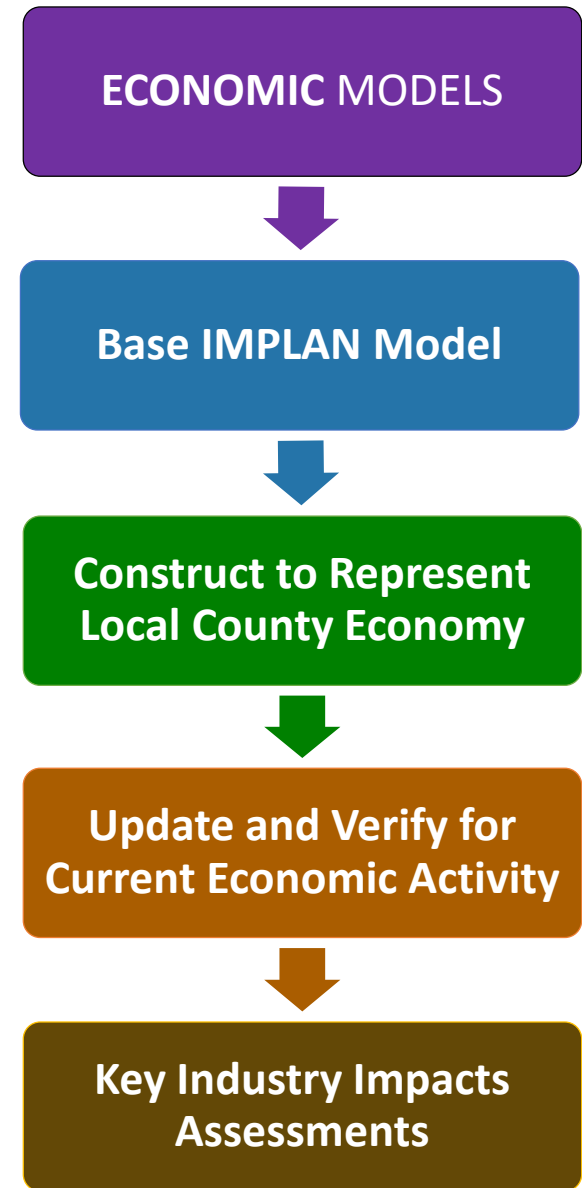
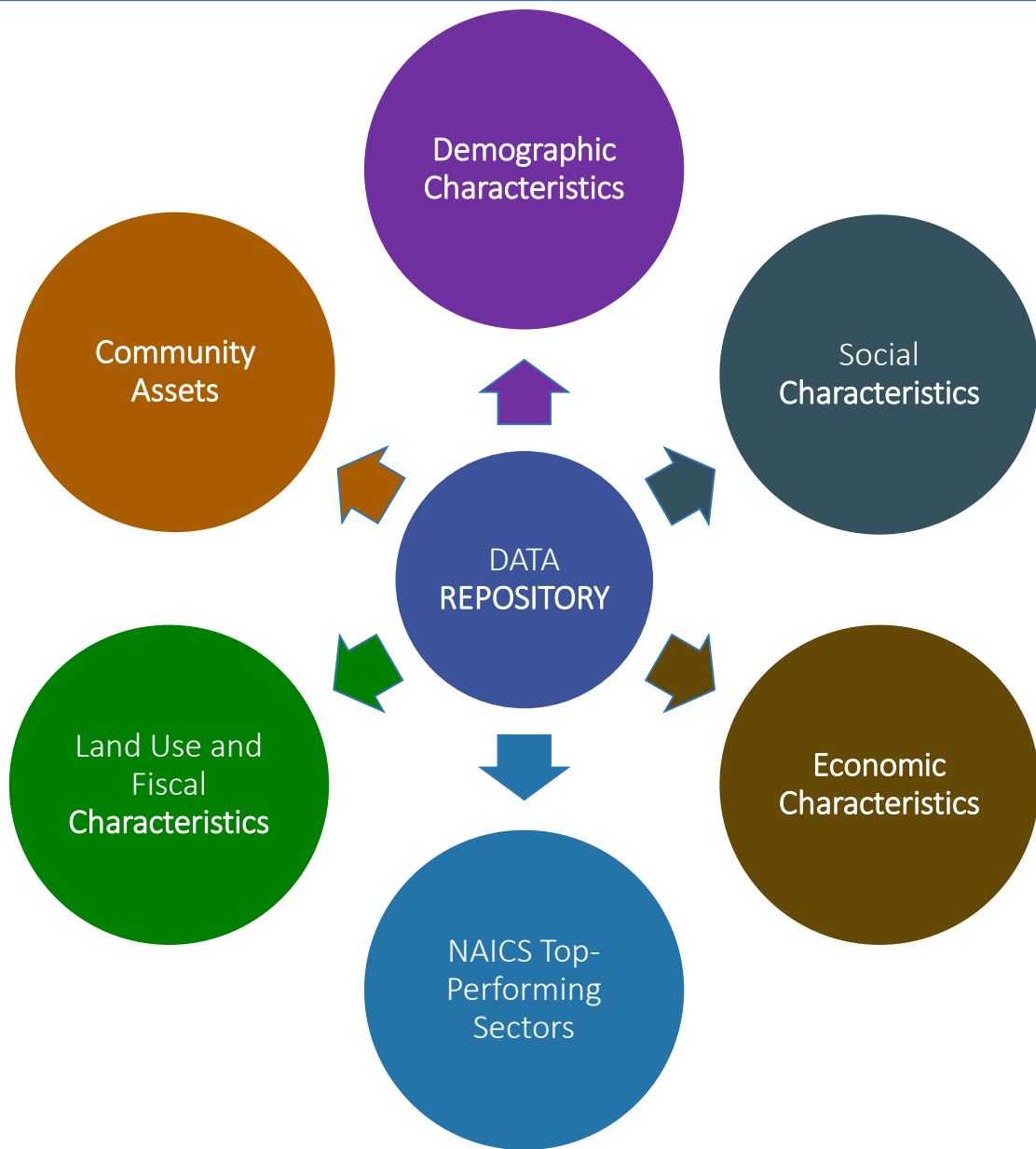
Federal Reserve
Bank of St. Louis,
Economic Research
Division (FRED)

Headwaters
Economics'
Economic Profile
System

United States
Bureau of
Economic Analysis
(BEA)

United States
Census Bureau

State and Local
Agencies



Community Assets

County Engagement Process & Survey

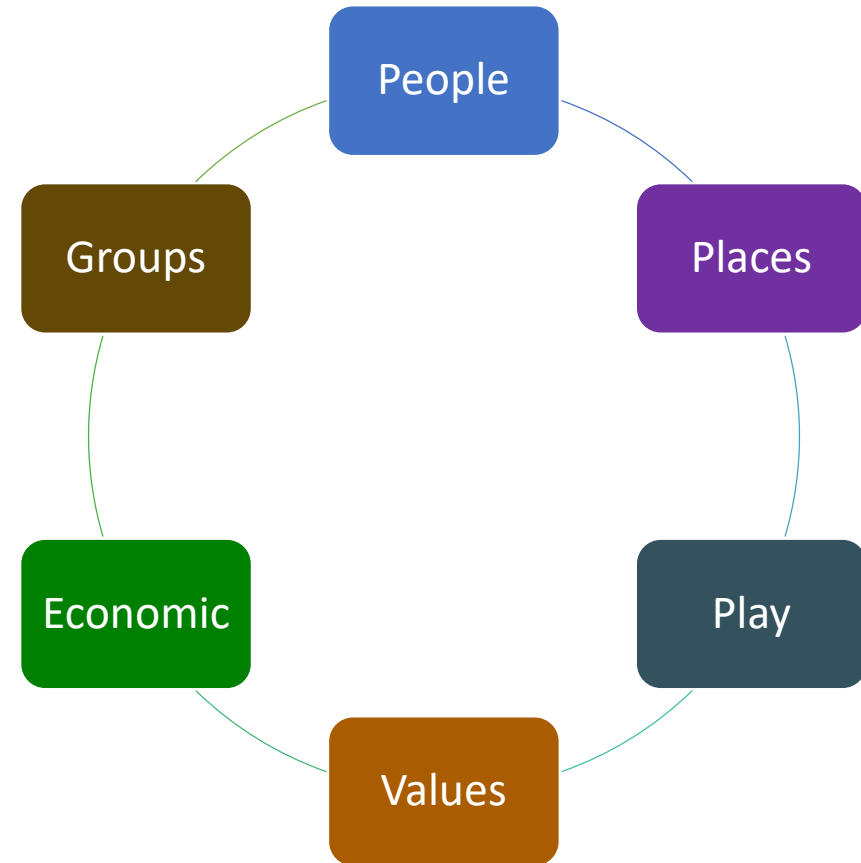
Assets are anything that improve a community.

Concrete Items

- Community Center
- Historic Trails
- Local Businesses

Intangible Items

- Values of a Community
- Volunteer Work by a Group



NEAP Process

Initiate

Presentation to commissioners
Data collection
Prepare draft report

Community Engagement

Draft reports to commissioners and community
Gather feedback
Community asset mapping process
Compile feedback/revise report

Outcomes/Products

Socioeconomic Baseline Report
Community Inventory of Assets
Economic Impact Assessment
Community Values Surveyed

Key Industry Assessment – All Counties


- Agriculture
 - Collecting county baseline agricultural statistics.
 - Working with Nevada Department of Agriculture on a statewide producer/operator survey.
- Mining
 - Collecting county baseline mining statistics.
 - Nevada Mining Association
- Outdoor Recreation

Outdoor Recreation Assessment

- Outdoor Recreation
 - What sectors are affiliated with outdoor tourism (BEA)
 - Defining outdoor recreation activities
 - Hunting/Fishing
 - Camping
 - ATV
 - Biking
 - Etc...
 - Define where outdoor recreation activities are occurring
 - Estimate expenditures by activity
- Hunting statewide survey starting in cooperation with NDOW

NEAP DELIVERABLES


For Informational Purposes Only



EXTENSION
College of Agriculture,
Biotechnology & Natural Resources


Nevada Economic Assessment Project Socioeconomic Baseline Report

Lincoln County May 2020



A comprehensive look at baseline demographic, social, land use, fiscal, economic, and business industry measures for the region of Lincoln County, Nevada.

NEAP is sponsored by:



University of Nevada, Reno Extension
For Informational Purposes - User-Floor Review

Economic Characteristics for Lincoln County, Nevada

Sources: EMSI, U.S. Bureau of Economic Analysis
U.S. Census Bureau, American Community Survey

Authors
Buddy Borden, Extension Specialist
Lucas Thomas, Project and Communications Assistant
Joe Lednicky, Economist II
Holly Gatzko, Lincoln County Extension Educator

JOBS BY OCCUPATION

Occupation	2010	2017
LEGAL	15	28
PERSONAL CARE AND SERVICE	29	38
HEALTHCARE SUPPORT	27	20

JOBS BY INDUSTRY

Industry	2010	2017
Ag, Forestry, Fish and Hunt	71	90
Utilities	<10	13
Construction	37	56
Manufacturing	17	28
Government, Public Admin	625	658

NOTABLE INCREASES

Industry	2010	2017
Ag, Forestry, Fish and Hunt	71	90
Utilities	<10	13
Construction	37	56
Manufacturing	17	28
Government, Public Admin	625	658

NOTABLE DECREASES

Industry	2010	2017
Retail Trade	214	184
Information	30	23
Administrative and Support	21	16

JOB MIGRATION

Category	2010	2017
Total Employment	1,356	1,412
Living + employed in Lincoln	867	820
Living outside Lincoln, employed in Lincoln	317	366
Living in Lincoln, employed outside Lincoln	602	631

TOTAL JOBS


Year	Total Jobs	% Change
2013	1,376	-
2014	1,360	-1.2%
2015	1,405	+3.3%
2016	1,425	+1.4%
2017	1,412	-0.9%

OVERALL INCREASE OF 2.6% IN JOBS


A full baseline data report, economic impact report, and additional infographics are available for this county. Full reports and infographics will be available for each county in Nevada. For more information regarding this, or any other questions, please email us at FrontDev@unr.edu or call Buddy Borden at (702) 257-5505, or Joe Lednicky at (702) 948-5971. The Lincoln County Extension office is administered by Holly Gatzko, Extension Educator, and can be reached at (775) 726-3108.
Copyright © 2019, University of Nevada Cooperative Extension.

UCED 2018-19-10

University of Nevada, Reno
Center for Economic Development



University of Nevada
Cooperative Extension



Mountain Biking and Other Outdoor Tourism

Economic Assessment, Impact, and
Opportunities for
Caliente and Lincoln County, Nevada

January 2019

www.extension.unr.edu/NEAP

Questions & Comments

NEAP Web Page: www.extension.unr.edu/NEAP

Contact: Buddy Borden bordenb@unr.edu
Joe Lednicky lednicky@unr.edu
Tom Harris harris@unr.edu

Thank You

Please Reach Out:

[Extension.unr.edu/NEAP](https://extension.unr.edu/NEAP)

EconDev@unr.edu

