

## Industry Top Performers for Douglas County, Nevada

Sources: Economic Modeling Specialists International  
(Numbers reflect 2018 data)

### Authors

**Buddy Borden, Extension Specialist**  
**Lucas Thomas, Publications Writer**  
**Joe Lednicky, Economist II**  
**Daniel Zapata, Statistician I**  
**Lindsay Chichester, Douglas Extension Educator**

### TOTAL JOBS

Total Jobs in Douglas (2018): **22,357**

#### Top 5 industries with highest total



Industry	#Jobs	Icon
Accommodation	<b>3,903</b>	
Local Government	<b>2,095</b>	
Food Services/Drinking Places	<b>1,611</b>	
Specialty Trade Contractors	<b>1,285</b>	
Professional/Scientific/Technical Services	<b>1,088</b>	

### AVERAGE EARNINGS

Average Earnings per Worker in Douglas (2018): **\$54,644**



#### Top 5 Industries with highest average earnings per worker

<b>\$177,726</b>	Management of Companies
<b>\$147,664</b>	Air Transportation
<b>\$140,273</b>	Securities/Commodity Contracts/Investing
<b>\$126,924</b>	Wholesale-Electronics
<b>\$120,345</b>	Merchant Wholesalers, Durable Goods

### TOTAL SALES


#### Top 5 industries with highest total sales



<b>\$3.4B</b>	<b>\$538M</b>	<b>\$438M</b>	<b>\$302M</b>	<b>\$245M</b>
Funds/Trusts/Other Financial Vehicles	Accommodation	Local Government	Real Estate	Prof., Science., Tech. Services

## IMPORTS

Top 5 industries with highest imports






<u>Total Imports</u>	<u>Industry</u>	
\$1.7B	Securities/Commodity Contracts/Investing	
\$732M	Federal Government	
\$300M	State Government	
\$243M	Credit Intermediation and Related Activities	
\$212M	Insurance Carriers and Related Activities	



*Imports* are goods and services received from outside the county by sending dollars outside the county. The desired state is low imports, because that would indicate self-sufficiency and growth from within. However, imports higher than in-region sales indicate opportunity. IN the end because of availability, regions must rely on imports.

## EXPORTS

Top 5 industries with highest exports

	<u>Industry</u>	<u>Total Exports</u>
	Funds/Trusts/Other Financial Vehicles	\$3.3B
	Accommodation	\$485M
	Lessors of Nonfinancial Intangible Assets	\$196M
	Computer/Electronic Manufacturing	\$146M
	State Government	\$137M



*Exports* are goods and services sold from the county to regions outside the county for an inflow of dollars into the county. High exports usually signal economic strength, because dollars flow into the community rather than leave it.