

EXTENSION
College of Agriculture,
Biotechnology & Natural Resources

Demographic Characteristics for Storey, Nevada

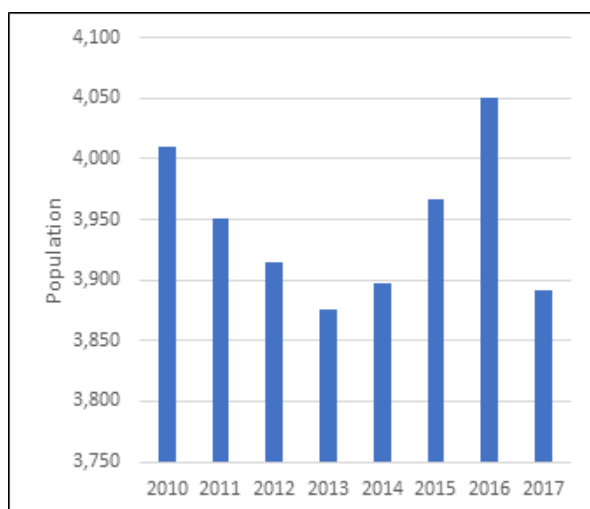
Sources: *Headwaters Economics;*
Nevada Department of Taxation

Authors

Buddy Borden, Extension Specialist
Lucas Thomas, Publications Writer
Joe Lednicky, Economist II
Daniel Zapata, Statistician I



POPULATION



While Storey's population change fluctuated, Nevada's population change saw a constant increase.



VETERANS

The Storey veteran population decreased by 31.3% from 2010-2017. Both male and female veteran populations saw a decrease during this time. All age groups between 35-75 years of age decreased, while those 18-34 increased by 139.9%.

VETERAN POPULATION

646

2010



444

2017

% OF VET. POP. 2017

	Storey	NV
18 TO 34 YEARS OLD	7.0%	9.6%
35 TO 54 YEARS OLD	25.7%	24.0%
55 TO 64 YEARS OLD	18.5%	19.1%
65 TO 74 YEARS OLD	28.4%	27.5%
75 YEARS AND OLDER	20.5%	19.8%



AGE

	<u>2010</u>	<u>2013</u>	<u>2015</u>	<u>2017</u>
< 19	21.6%	17.0%	14.1%	13.8%
20 to 44 years old	26.2%	18.0%	17.1%	20.8%
45 to 64 years old	35.3%	42.4%	42.5%	33.5%
65 +	16.9%	22.7%	26.3%	31.8%

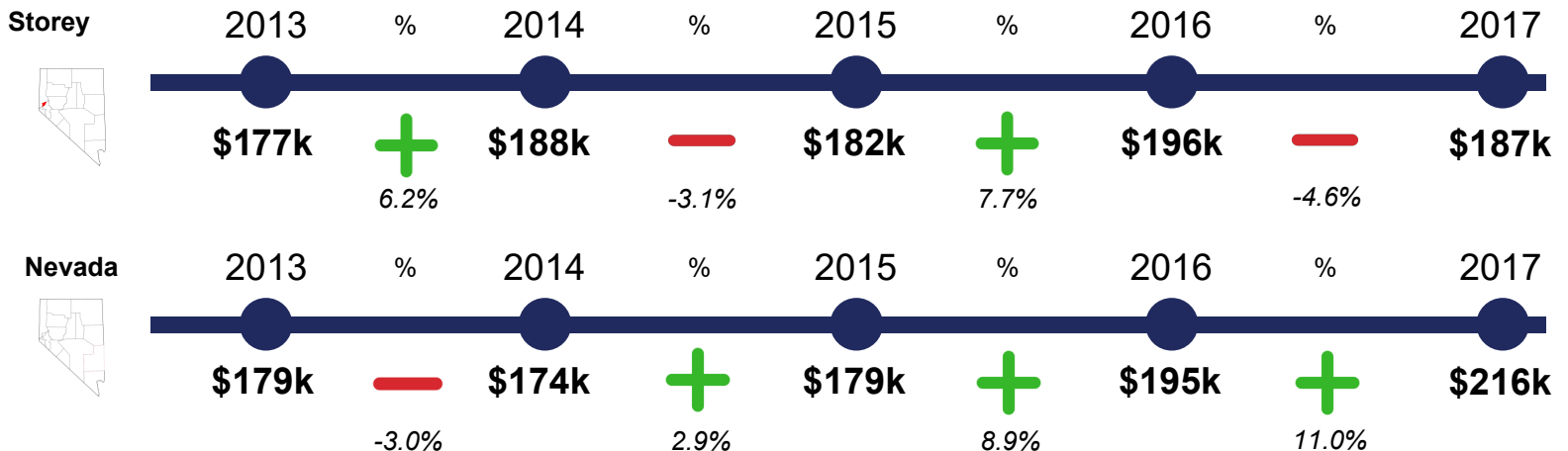
Folks under 19 years old and those 65+ saw the most change from 2010-2017.

A full baseline data report, economic impact report, and additional infographics are available for this county. Full reports and infographics will be available for each county in Nevada. For more information regarding this, or any other questions, please email us at EconDev@unr.edu or call Buddy Borden at 702-257-5505, or Joe Lednicky at 702-948-5971. The Storey County Extension office can be reached at _____. Visit us online at <https://extension.unr.edu/neap>.

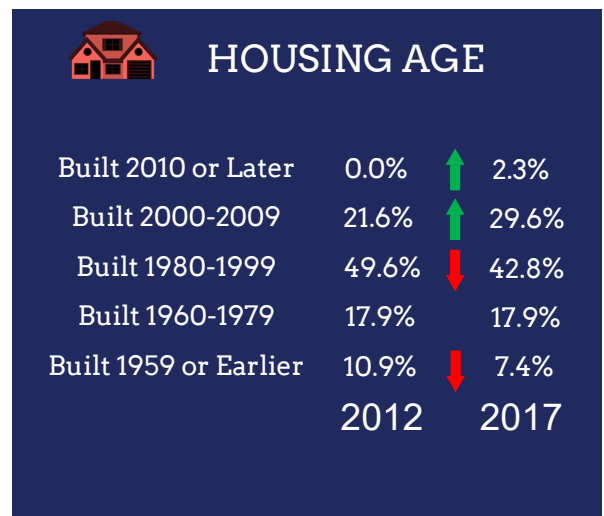
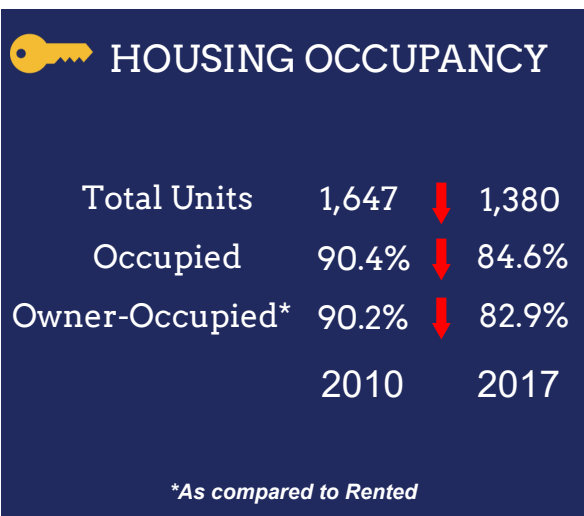


HOUSING VALUE

All amounts are shown in 2017 dollars



When broken down, there has also been a lot of movement between the ranges of housing values. All categories over \$200,000 decreased from 2010-2017



Year-to-year decreasing occurs in all years between 2013-2017 for Storey Occupancy

In all years, houses built 1999 or earlier remain the majority.

HOUSING STRUCTURE TYPE



Single Unit



2- to 4- Units



5- to 19- Units



20+ Units



Mobile Home, RV, etc.

