



Demographic Characteristics for Lincoln County, Nevada

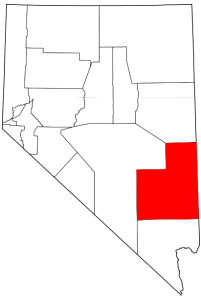
Buddy Borden, Community Development Extension Specialist

Joseph Lednicky, Economist II

Donald Deever, Lincoln County Extension Educator

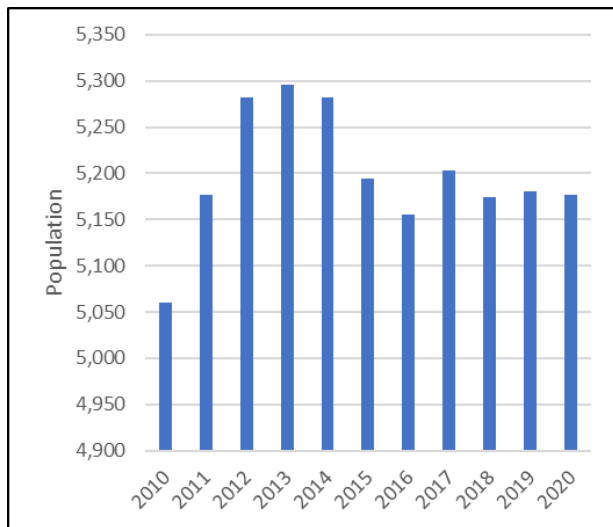
**PEER
REVIEWED**
FS-21-05

Revised: April 2022



Sources: U.S. Census Bureau, American Community Survey

POPULATION



Population increased to a high in 2013, then decreased and has seen minimal change since

VETERANS

Veteran population for the county peaked in 2012 at 711 persons. It has since then fluctuated up and down coming to 501 in 2020. From 2010 to 2020, the female veteran population has rose from 3.1% to 9.6%.

<u>Year</u>	<u>Veteran Population</u>
2010	578
2020	501

Percent of Veteran Population (2020)

<u>Age Range</u>	<u>Lincoln County</u>	<u>State of Nevada</u>
18-34 Years	0.0%	8.7%
35-54 Years	16.6%	23.5%
55-64 Years	22.1%	18.9%
65-74 Years	61.3%	26.6%
75+ Years	10.8%	20.9%

AGE DISTRIBUTION



<u>Year</u>	<u>Under 19 Years</u>	<u>20-44 Years</u>	<u>45-64 Years</u>	<u>65+ Years</u>
2010	33.4%	28.4%	23.9%	14.2%
2013	30.7%	30.6%	22.8%	16.0%
2016	24.9%	30.6%	25.9%	18.6%
2020	22.1%	29.0%	26.6%	22.3%

Individuals Under 19 living within Lincoln saw the largest change from 2010 to 2020.

A full baseline data report, an economic impact report and additional infographics are available for this county. Full reports and infographics will be available for each county in Nevada. For more information, email us at EconDev@unr.edu, or call Buddy Borden at 702-257-5505 or Joe Lednicky at 702-948-5971. The Lincoln County Extension office is administered by Donald Deever, Extension Educator, who can be reached at 775-726-3109. Visit us online at <https://extension.unr.edu/neap>.

Lincoln County Housing Trends

HOUSING UNIT VALUE

Amounts shown in 2021 dollars.




Lincoln County

<u>Year</u>	<u>2010</u>	<u>2012</u>	<u>2014</u>	<u>2016</u>	<u>2018</u>	<u>2020</u>
Median Value	\$183.3k	\$177.8k	\$156.6k	\$145.0k	\$143.7k	\$137.7k
% Change from Prior	N/A	-3.0%	-11.9%	-7.4%	-0.9%	-4.1%

State of Nevada

<u>Year</u>	<u>2010</u>	<u>2012</u>	<u>2014</u>	<u>2016</u>	<u>2018</u>	<u>2020</u>
Median Value	\$306.7k	\$220.5k	\$187.6k	\$212.5k	\$258.5k	\$301.4k
% Change from Prior	N/A	-28.1%	-14.9%	13.3%	21.6%	16.6%

HOUSING OCCUPANCY






<u>Year</u>	<u>2010</u>		<u>2020</u>
Total Units	2,356		2,733
Occupied	74.7%		73.3%
Owner-Occupied*	71.5%		72.5%

**Compared to rented*

HOUSING AGE

<u>Year</u>	<u>2012</u>	<u>2020</u>
# of Units	2,656	2,733
Built 2010 or Later	0.0%	5.9%
Built 2000-2009	16.0%	13.1%
Built 1980-1999	20.8%	26.5%
Built 1960-1979	29.0%	18.4%
Built 1959 or Earlier	34.1%	36.1%

HOUSING STRUCTURE TYPE

<u>Structure Type</u>	 <u>Single-Unit</u>	 <u>2 to 4 Units</u>	 <u>5 to 19 Units</u>	 <u>20+ Units</u>	 <u>Mobile Home, RV, Etc.</u>
2010	64.9%	3.1%	0.9%	0.9%	30.2%
2020	77.4%	2.8%	1.6%	0.0%	18.1%

An EEO/AA Institution.

Extension is a partnership of Nevada counties; University of Nevada, Reno; and the U.S. Department of Agriculture.