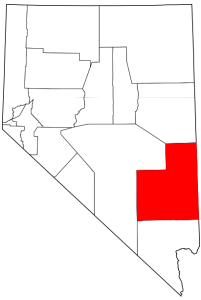




Industry Top Performers for Lincoln County, Nevada



Buddy Borden, Community Development Extension Specialist
Joseph Lednicky, Economist II
Donald Deever, Lincoln County Extension Educator

**PEER
REVIEWED**

FS-21-03

Revised: April 2022

Source: *Economic Modeling Specialists International*
(numbers reflect 2021 data).

TOTAL JOBS

Total Jobs in Lincoln = **1,412**

Top 5 Industries

<u>Industry</u>	<u># of Jobs</u>	
Local Government	415	
State Government	139	
Waste Management and Remediation Services	87	
Food and Beverage Stores	82	
Federal Government	64	

AVERAGE EARNINGS

Amounts shown in 2021 dollars.

Average Earnings per Worker in Lincoln =
\$51,457

Top 5 Industries with Highest Average Earnings per Worker

<u>Industry</u>	<u>Earnings</u>
Rail Transportation	\$104,523
Professional, Scientific, and Technical Services	\$90,202
State Government	\$88,699
Heavy and Civil Engineering Construction	\$85,176
Insurance Carriers and Related Activities	\$82,101

TOTAL SALES






Top 5 Industries

<u>Industry</u>	State Government	Local Government	Federal Government	Insurance Carriers	Crop Production
<u>Sales</u>	\$137.7M	\$87.9M	\$82.3M	\$18.3M	\$18.1M

A full baseline data report, an economic impact report and additional infographics are available for this county. Full reports and infographics will be available for each county in Nevada. For more information, email us at EconDev@unr.edu, or call Buddy Borden at 702-257-5505 or Joe Lednicky at 702-948-5971. The Lincoln County Extension office is administered by Donald Deever, Extension Educator, who can be reached at 775-726-3109. Visit us online at <https://extension.unr.edu/neap>.

IMPORTS

Top 5 Industries






<u>Total Imports</u>	<u>Industry</u>	
\$69.4M	Federal Government	
\$43.2M	State Government	
\$25.1M	Local Government	
\$17.5M	Professional, Scientific, and Technical Services	
\$13.8M	Specialty Trade Contractors	



Imports are goods and services received from outside a county by sending dollars outside the county. The desired state is low imports, because that would indicate self-sufficiency and inner-growth. However, imports higher than in-region sales indicate opportunity. In the end because of availability, some regions must rely on imports.

EXPORTS

Top 5 Industries

	<u>Industry</u>	<u>Total Exports</u>
	State Government	\$137.7M
	Federal Government	\$81.8M
	Local Government	\$32.9M
	Waste Management and Remediation Services	\$16.7M
	Crop Production	\$15.8M



Exports are goods and services sold from the county to regions outside the county for an inflow of dollars into the county. High exposure usually signals economic strength,