



Industry Top Performers for Humboldt County, Nevada



FS-21-59

Revised: April 2022



Buddy Borden, Community Development Extension Specialist

Joseph Lednicky, Economist II

Brad Schultz, Humboldt County Extension Educator

*Source: Economic Modeling Specialists International
(numbers reflect 2021 data)*

TOTAL JOBS

Total Jobs in Humboldt = **8,416**

Top 5 Industries

<u>Industry</u>	<u># of Jobs</u>	
Mining (Except Oil and Gas)	1,697	
Local Government	1,181	
Food Services and Drinking Places	506	
Accommodation	389	
General Merchandise Stores	304	

AVERAGE EARNINGS

Amounts shown in 2021 dollars.

Average Earnings per Worker in Humboldt=**\$76,242**

Top 5 Industries With Highest Average Earnings per Worker

<u>Industry</u>	<u>Earnings</u>
Utilities	\$183,966
Management of Companies and Enterprises	\$155,965
Mining (Except Oil and Gas)	\$131,993
Rail Transportation	\$104,523
Support Activities for Mining	\$104,309

TOTAL SALES






Top 5 Industries

<u>Industry</u>	Mining (Except Oil and Gas)	Federal Government	Local Government	State Government	Utilities
<u>Sales</u>	\$1.4B	\$263.1M	\$242.8M	\$144.2M	\$138.8M

A full baseline data report, an economic impact report and additional infographics are available for this county. Full reports and infographics will be available for each county in Nevada. For more information, email us at EconDev@unr.edu, or call Buddy Borden at 702-257-5505 or Joe Lednicky at 702-948-5971. The Humboldt County Extension office is administered by Brad Schultz, Extension Educator, who can be reached at 775-623-6307. Visit us online at <https://extension.unr.edu/neap>.

IMPORTS

Top 5 Industries






<u>Total Imports</u>	<u>Industry</u>	
\$300.1M	Federal Government	
\$148.1M	State Government	
\$101.5M	Professional, Scientific and Technical Services	
\$64.5M	Merchant Wholesalers, Durable Goods	
\$62.3M	Insurance Carriers and Related Activities	



Imports are goods and services received from outside a county by sending dollars outside the county. The desired state is low imports, because that would indicate self-sufficiency and inner-growth. However, imports higher than in-region sales indicate opportunity. In the end because of availability, some regions must rely on imports.

EXPORTS

Top 5 Industries

	<u>Industry</u>	<u>Total Exports</u>
	Mining (Except Oil and Gas)	\$1.4B
	Federal Government	\$261.9M
	State Government	\$144.2M
	Utilities	\$104.8M
	Local Government	\$92.2M



Exports are goods and services sold from the county to regions outside the county for an inflow of dollars into the county. High exports usually signals economic strength, because dollars flow into the community rather than leave it.