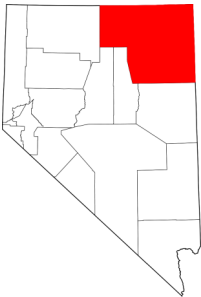




Demographic Characteristics for Elko County, Nevada

**PEER
REVIEWED**
FS-21-17

Revised: April 2022



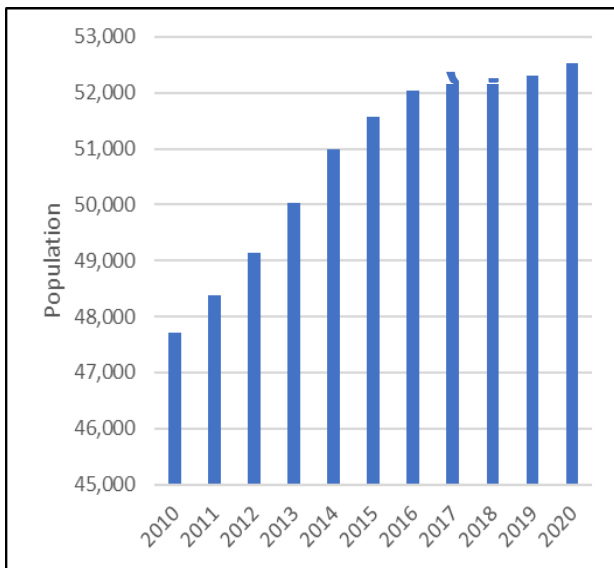
Buddy Borden, Community Development Extension Specialist

Joseph Lednicky, Economist II

Jill Baker-Tingey, Elko County Extension Educator

Sources: U.S. Census Bureau, American Community Survey

POPULATION



Population in Elko County has been increasing since 2010.

VETERANS

Male veteran population in Elko decreased overall by 23.2% for males and increased 7.7% for females. Although Nevada as a state decreased in total male veteran population, the state also increased in female veteran population.

<u>Year</u>	<u>Veteran Population</u>
2010	3,965
2020	3,127

Percent of Veteran Population (2020)

<u>Age Range</u>	<u>Elko County</u>	<u>State of Nevada</u>
18-34 Years	14.2%	8.7%
35-54 Years	30.1%	23.5%
55-64 Years	19.8%	18.9%
65-74 Years	21.4%	26.6%
75+ Years	14.0%	20.9%

AGE DISTRIBUTION



<u>Year</u>	<u>Under 19 Years</u>	<u>20-44 Years</u>	<u>45-64 Years</u>	<u>65+ Years</u>
2010	32.2%	33.4%	26.5%	7.9%
2013	31.4%	33.8%	26.2%	8.7%
2016	30.7%	34.2%	25.9%	9.2%
2020	29.4%	33.8%	25.1%	11.7%

Individuals 65+ living within Elko saw the largest change from 2010 to 2020.

A full baseline data report, an economic impact report and additional infographics are available for this county. Full reports and infographics will be available for each county in Nevada. For more information, email us at EconDev@unr.edu, or call Buddy Borden at 702-257-5505 or Joe Lednicky at 702-948-5971. The Elko County Extension office is administered by Jill Baker-Tingey, Extension Educator, who can be reached at 775-738-7291. Visit us online at <https://extension.unr.edu/neap>.

Elko County Housing Trends

HOUSING UNIT VALUE

Amounts shown in 2021 dollars.




Elko County

<u>Year</u>	<u>2010</u>	<u>2012</u>	<u>2014</u>	<u>2016</u>	<u>2018</u>	<u>2020</u>
Median Value	\$215.0k	\$212.1k	\$206.5k	\$219.1k	\$214.2k	\$234.6k
% Change From Prior Year	N/A	-1.4%	-2.6%	6.1%	-2.2%	9.5%

State of Nevada

<u>Year</u>	<u>2010</u>	<u>2012</u>	<u>2014</u>	<u>2016</u>	<u>2018</u>	<u>2020</u>
Median Value	\$306.7k	\$220.5k	\$187.6k	\$212.5k	\$258.5k	\$301.4k
% Change From Prior Year	N/A	-28.1%	-14.9%	13.3%	21.6%	16.6%

HOUSING OCCUPANCY






<u>Year</u>	<u>2010</u>		<u>2020</u>
Total Units	19,492		21,788
Occupied	88.9%		85.0%
Owner-Occupied*	71.1%		69.2%

**Compared to rented*

HOUSING AGE

<u>Year</u>	<u>2012</u>	<u>2020</u>
# of Units	19,624	21,788
Built 2010 or Later	0.1%	10.6%
Built 2000-2009	10.2%	12.2%
Built 1980-1999	52.4%	49.1%
Built 1960-1979	23.4%	16.8%
Built 1959 or Earlier	13.8%	11.2%

HOUSING STRUCTURE TYPE

<u>Structure Type</u>	 <u>Single-Unit</u>	 <u>2 to 4 Units</u>	 <u>5 to 19 Units</u>	 <u>20+ Units</u>	 <u>Mobile Home, RV, Etc.</u>
2010	63.2%	9.8%	4.9%	1.2%	21.0%
2020	62.1%	9.5%	5.7%	2.4%	20.2%

An EEO/AA Institution.

Extension is a partnership of Nevada counties; University of Nevada, Reno; and the U.S. Department of Agriculture.