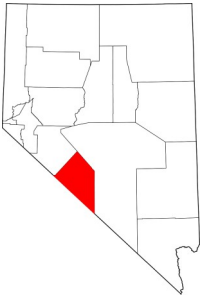




Industry Top Performers for Esmeralda County, Nevada

**PEER
REVIEWED**
FS-21-39

Revised: April 2022



Buddy Borden, Community Development Extension Specialist

Joseph Lednicky, Economist II

*Source: Economic Modeling Specialists International
(numbers reflect 2021 data)*

TOTAL JOBS

Total Jobs in Esmeralda = **416**

Top 5 Industries

<u>Industry</u>	<u># of Jobs</u>	
Local Government	146	
Mining (Except Oil and Gas)	66	
Professional, Scientific, and Technical	39	
Crop Production	24	
Support Activities for Mining	13	

AVERAGE EARNINGS

Amounts shown in 2021 dollars.
Average Earnings per Worker in Esmeralda
= **\$70,185**

Top 5 Industries With Highest Average Earnings per Worker

<u>Industry</u>	<u>Earnings</u>
Mining (Except Oil and Gas)	\$95,028
Local Government	\$91,701
Support Activities for Mining	\$74,961
Professional, Scientific, and Technical Services	\$71,913
Crop Production	\$44,887

TOTAL SALES






Top 5 Industries

<u>Industry</u>	Mining (Except Oil and Gas)	Local Government	Crop Production	Professional, Scientific, & Tech Services	Food Manufacturing
<u>Sales</u>	\$37.7M	\$35.6M	\$6.6M	5.4M	\$4.4M

A full baseline data report, an economic impact report and additional infographics are available for this county. Full reports and infographics will be available for each county in Nevada. For more information, email us at EconDev@unr.edu, or call Buddy Borden at 702-257-5505 or Joe Lednicky at 702-948-5971. The Esmeralda/Northern Nye County Extension office is administered by Misha Allen, Extension Educator, who can be reached at 775-482-6794. Visit us online at <https://extension.unr.edu/neap>.

IMPORTS

Top 5 Industries






<u>Total Imports</u>	<u>Industry</u>	
\$11.0M	Federal Government	
\$5.8M	Local Government	
\$3.5M	State Government	
\$3.4M	Specialty Trade Contractors	
\$3.4M	Professional, Scientific and Technical Services	



Imports are goods and services received from outside a county by sending dollars outside the county. The desired state is low imports, because that would indicate self-sufficiency and inner-growth. However, imports higher than in-region sales indicate opportunity. In the end because of availability, some regions must rely on imports.

EXPORTS

Top 5 Industries

	<u>Industry</u>	<u>Total Exports</u>
	Mining (Except Oil and Gas)	\$36.3M
	Local Government	\$26.3M
	Crop Production	\$5.6M
	Food Manufacturing	\$4.3M
	Professional, Scientific and Technical Services	\$4.2M



Exports are goods and services sold from the county to regions outside the county for an inflow of dollars into the county. High exports usually signals economic strength, because dollars flow into the community rather than leave it.