



# Industry Top Performers for Nye County, Nevada

**PEER  
REVIEWED**  
FS-21-76

Revised: April 2022



**Buddy Borden**, Community Development Extension Specialist

**Joseph Lednicky**, Economist II

*Source: Economic Modeling Specialists International  
(numbers reflect 2021 data)*

## TOTAL JOBS

Total Jobs in Nye = **14,076**

### Top 5 Industries

<u>Industry</u>	<u># of Jobs</u>	
Local Government	1,549	
Professional, Scientific, and Technical Services	1,540	
Mining (Except Oil and Gas)	1,096	
Food Services and Drinking Places	808	
Administrative and Support Services	782	

## AVERAGE EARNINGS

*Amounts shown in 2021 dollars.*

Average Earnings per Worker in Nye = **\$65,071**

### Top 5 Industries With Highest Average Earnings per Worker

<u>Industry</u>	<u>Earnings</u>
Utilities	\$152,380
Management of Companies and Enterprises	\$132,504
Professional, Scientific, and Technical Services	\$121,686
Mining (Except Oil and Gas)	\$121,650
Rail Transportation	\$104,523

## TOTAL SALES






### Top 5 Industries

<u>Industry</u>	Mining (Except for Oil and Gas)	Professional, Scientific, and Tech.	Local Government	Utilities	Administrative and Support
<u>Sales</u>	\$794.5M	\$406.3M	\$257.3M	\$179.5M	\$167.9M

A full baseline data report, an economic impact report and additional infographics are available for this county. Full reports and infographics will be available for each county in Nevada. For more information, email us at [EconDev@unr.edu](mailto:EconDev@unr.edu), or call Buddy Borden at 702-257-5505 or Joe Lednicky at 702-948-5971. The Southern Nye Extension office can be reached at 775-727-5532. The Northern Nye Extension office is administered by Misha Allen, Extension Educator, who can be reached at 775-482-6794. Visit us online at <https://extension.unr.edu/neap>.

## IMPORTS

### Top 5 Industries






<u>Total Imports</u>	<u>Industry</u>	
\$551.2M	Federal Government	
\$156.8M	State Government	
\$147.1M	Professional, Scientific, and Technical Services	
\$89.5M	Merchant Wholesalers, Nondurable Goods	
\$83.2M	Credit Intermediation and Related Activities	



**Imports** are goods and services received from outside a county by sending dollars outside the county. The desired state is low imports, because that would indicate self-sufficiency and inner-growth. However, imports higher than in-region sales indicate opportunity. In the end because of availability, some regions must rely on imports.

## EXPORTS

### Top 5 Industries

	<u>Industry</u>	<u>Total Exports</u>
	Mining (Except Oil and Gas)	\$763.3M
	Professional, Scientific, and Technical Services	\$349.1M
	State Government	\$164.0M
	Utilities	\$145.6M
	Administrative and Support Services	\$124.8M



**Exports** are goods and services sold from the county to regions outside the county for an inflow of dollars into the county. High exports usually signals economic strength, because dollars flow into the community rather than leave it.