



Industry Top Performers for White Pine County, Nevada



Buddy Borden, Community Development Extension Specialist
Joseph Lednický, Economist II

**PEER
REVIEWED**
FS-21-24
Revised April 2022

*Source: Economic Modeling Specialists International
(numbers reflect 2021 data)*

TOTAL JOBS

Total Jobs in White Pine = **4,577**

Top 5 Industries

<u>Industry</u>	<u># of Jobs</u>	
Mining (Except Oil and Gas)	1,277	
Local Government	651	
State Government	407	
Accommodation	259	
Food Services/ Drinking Places	206	

AVERAGE EARNINGS

Amounts shown in 2021 dollars.
Average Earnings per Worker in White
Pine = **\$77,293**

Top 5 Industries With Highest Average Earnings per Worker

<u>Industry</u>	<u>Earnings</u>
Utilities	\$141,879
Mining (Except Oil and Gas)	\$116,163
State Government	\$99,558
Merchant Wholesalers, Durable Goods	\$92,161
Heavy and Civil Engineering Construction	\$89,116

TOTAL SALES






Top 5 Industries

<u>Industry</u>	Mining (Except Oil and Gas)	State Government	Federal Government	Local Government	Oil and Gas Extraction
<u>Sales</u>	\$1.1B	\$447.4M	\$266.8M	\$126.2M	\$77.0M

A full baseline data report, an economic impact report and additional infographics are available for this county. Full reports and infographics will be available for each county in Nevada. For more information, email us at EconDev@unr.edu, or call Buddy Borden at 702-257-5505 or Joe Lednický at 702-948-5971. The White Pine County Extension office can be reached at 775-293-6599. Visit us online at <https://extension.unr.edu/neap>.

IMPORTS

Top 5 Industries






<u>Total Imports</u>	<u>Industry</u>	
\$169.3M	Federal Government	
\$138.4M	Local Government	
\$125.9M	State Government	
\$61.7M	Professional, Scientific, and Technical Services	
\$38.2M	Specialty Trade Contractors	



Imports are goods and services received from outside a county by sending dollars outside the county. The desired state is low imports, because that would indicate self-sufficiency and inner-growth. However, imports higher than in-region sales indicate opportunity. In the end because of availability, some regions must rely on imports.

EXPORTS

Top 5 Industries

	<u>Industry</u>	<u>Total Exports</u>
	Mining (Except Oil and Gas)	\$980.1M
	State Government	\$447.4M
	Federal Government	\$265.6M
	Oil and Gas Extraction	\$65.8M
	Local Government	\$40.3M



Exports are goods and services sold from the county to regions outside the county for an inflow of dollars into the county. High exports usually signals economic strength, because dollars flow into the community rather than leave it.