



Industry Top Performers for Churchill County, Nevada



Buddy Borden, Community Development Extension Specialist
Joseph Lednicky, Economist II

**PEER
REVIEWED**
FS-21-29
Revised: April 2022

*Source: Economic Modeling Specialists International
(numbers reflect 2021 data)*

TOTAL JOBS

Total Jobs in Churchill = **10,704**

Top 5 Industries

<u>Industry</u>	<u># of Jobs</u>	
Federal Government	1,750	
Local Government	1,180	
Support Activities for Transportation	662	
Food Services/ Drinking Places	634	
Specialty Trade Contractors	444	

AVERAGE EARNINGS

Amounts shown in 2021 dollars.
Average Earnings per Worker in Churchill
= **\$64,748**

Top 5 Industries With Highest Average Earnings per Worker

<u>Industry</u>	<u>Earnings</u>
Utilities	\$168,932
Supportive Activities for Transportation	\$109,082
Fabricated Metal Product Manufacturing	\$109,015
Primary Metal Manufacturing	\$107,299
Heavy and Civil Engineering Construction	\$104,047

TOTAL SALES






Top 5 Industries

<u>Industry</u>	Federal Government	Local Government	Support Activities for Transportation	State Government	Food Manufacturing
<u>Sales</u>	\$1.6B	\$223.3M	\$185.8M	\$145.3M	\$120.9M

A full baseline data report, an economic impact report and additional infographics are available for this county. Full reports and infographics will be available for each county in Nevada. For more information, email us at EconDev@unr.edu, or call Buddy Borden at 702-257-5505 or Joe Lednicky at 702-948-5971. The Churchill County Extension office can be reached at 775-423-5121. Visit us online at <https://extension.unr.edu/neap>.

IMPORTS

Top 5 Industries






<u>Total Imports</u>	<u>Industry</u>	
\$501.8M	Federal Government	
\$243.9M	State Government	
\$183.5M	Professional, Scientific, and Technical Services	
\$95.1M	Transportation Equipment Manufacturing	
\$83.1M	Merchant Wholesalers, Durable Goods	



Imports are goods and services received from outside a county by sending dollars outside the county. The desired state is low imports, because that would indicate self-sufficiency and inner-growth. However, imports higher than in-region sales indicate opportunity. In the end because of availability, some regions must rely on imports.

EXPORTS

Top 5 Industries

	<u>Industry</u>	<u>Total Exports</u>
	Federal Government	\$1.6B
	Support Activities for Transportation	\$176.7M
	State Government	\$145.3M
	Food Manufacturing	\$112.1M
	Animal Production and Aquaculture	\$84.9M



Exports are goods and services sold from the county to regions outside the county for an inflow of dollars into the county. High exports usually signals economic strength, because dollars flow into the community rather than leave it.