



Industry Top Performers for Pershing County, Nevada



Buddy Borden, Community Development Extension Specialist

Joseph Lednicky, Economist II

Steve Foster, Pershing County Extension Educator

**PEER
REVIEWED**

FS-21-70

Revised: April 2022

*Source: Economic Modeling Specialists International
(numbers reflect 2021 data)*

TOTAL JOBS

Total Jobs in Pershing = **2,255**

Top 5 Industries

<u>Industry</u>	<u># of Jobs</u>	
Mining (Except Oil and Gas)	780	
Local Government	399	
State Government	288	
Gasoline Stations	105	
Food Service/ Drinking Places	96	

AVERAGE EARNINGS

Amounts shown in 2021 dollars.

Average Earnings per Worker in Pershing
= **\$84,512**

Top 5 Industries With Highest Average Earnings per Worker

<u>Industry</u>	<u>Earnings</u>
Professional, Scientific, and Technical Services	\$142,044
Mining (Except Oil and Gas)	\$111,487
Truck Transportation	\$108,249
State Government	\$93,733
Local Government	\$91,506

TOTAL SALES






Top 5 Industries

<u>Industry</u>	Mining (Except Oil and Gas)	State Government	Local Government	Animal Production and Aquaculture	Federal Government
<u>Sales</u>	\$512.5M	\$300.8M	\$98.0M	\$28.1M	\$21.5M

A full baseline data report, an economic impact report and additional infographics are available for this county. Full reports and infographics will be available for each county in Nevada. For more information, email us at EconDev@unr.edu, or call Buddy Borden at 702-257-5505 or Joe Lednicky at 702-948-5971. The Pershing County Extension office is administered by Steve Foster, Extension Educator, who can be reached at 775-273-2923. Visit us online at <https://extension.unr.edu/neap>.

IMPORTS

Top 5 Industries






<u>Total Imports</u>	<u>Industry</u>	
\$71.6M	Federal Government	
\$68.3M	State Government	
\$67.3M	Local Government	
\$26.9M	Professional, Scientific, and Technical Services	
\$25.9M	Specialty Trade Contractors	



Imports are goods and services received from outside a county by sending dollars outside the county. The desired state is low imports, because that would indicate self-sufficiency and inner-growth. However, imports higher than in-region sales indicate opportunity. In the end because of availability, some regions must rely on imports.

EXPORTS

Top 5 Industries

	<u>Industry</u>	<u>Total Exports</u>
	Mining (Except for Oil and Gas)	\$481.3M
	State Government	\$300.8M
	Animal Production and Aquaculture	\$24.6M
	Local Government	\$23.6M
	Federal Government	\$21.1M



Exports are goods and services sold from the county to regions outside the county for an inflow of dollars into the county. High exports usually signals economic strength, because dollars flow into the community rather than leave it.