



Demographic Characteristics for Lyon County, Nevada

**PEER
REVIEWED**
FS-21-52

Revised: April 2022

Buddy Borden, Community Development Extension Specialist

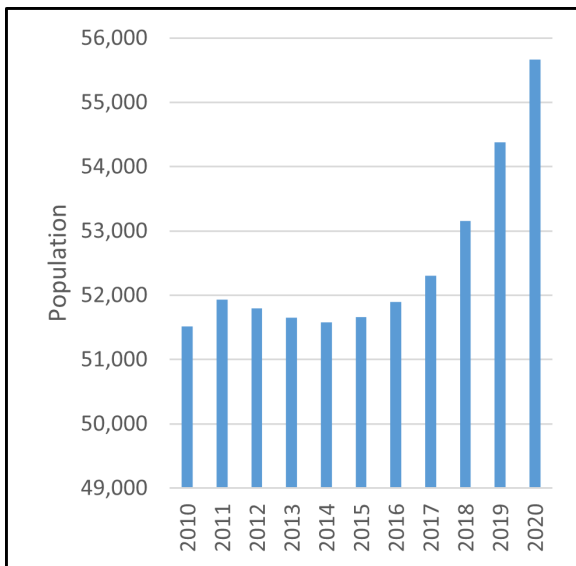
Joseph Lednický, Economist II

Adeel Ahmed, Lyon County Extension Educator

Sources: U.S. Census Bureau, American Community Survey



POPULATION



Lyon County population hit a low in 2014 and has since then been on a rise.

VETERANS

Between 2010 and 2020, the population of veterans in Lyon County decreased by 8.7%. Total Nevada veteran population also decreased during this time period. Female veteran population rose in Lyon County while the male population decreased.

<u>Year</u>	<u>Veteran Population</u>
2010	6,637
2020	6,062

Percent of Veteran Population (2020)

<u>Age Range</u>	<u>Lyon County</u>	<u>State of Nevada</u>
18-34 Years	3.5%	8.7%
35-54 Years	19.1%	23.5%
55-64 Years	20.7%	18.9%
65-74 Years	30.4%	26.6%
75+ Years	22.2%	20.9%

AGE DISTRIBUTION



<u>Year</u>	<u>Under 19 Years</u>	<u>20-44 Years</u>	<u>45-64 Years</u>	<u>65+ Years</u>
2010	27.8%	28.8%	28.8%	14.5%
2013	26.4%	27.6%	28.9%	17.1%
2016	24.6%	27.2%	28.4%	19.8%
2020	23.2%	28.6%	27.0%	21.2%

A full baseline data report, an economic impact report and additional infographics are available for this county. Full reports and infographics will be available for each county in Nevada. For more information, email us at EconDev@unr.edu, or call Buddy Borden at 702-257-5505 or Joe Lednický at 702-948-5971. The Lyon County Extension office is administered by Adeel Ahmed, Extension Educator, who can be reached at 775-463-6541. Visit us online at <https://extension.unr.edu/neap>.

Lyon County Housing Trends

HOUSING UNIT VALUE

Amounts shown in 2021 dollars.

Lyon County

<u>Year</u>	<u>2010</u>	<u>2012</u>	<u>2014</u>	<u>2016</u>	<u>2018</u>	<u>2020</u>
Median Value	\$223.2k	\$166.3k	\$145.2k	\$158.8k	\$196.1k	\$247.8k
% Change From Prior	N/A	-25.5%	-12.7%	9.4%	23.5%	26.4%

State of Nevada

<u>Year</u>	<u>2010</u>	<u>2012</u>	<u>2014</u>	<u>2016</u>	<u>2018</u>	<u>2020</u>
Median Value	\$306.7k	\$220.5k	\$187.6k	\$212.5k	\$258.5k	\$301.4k
% Change From Prior	N/A	-28.1%	-14.9%	13.3%	21.6%	16.6%

HOUSING OCCUPANCY

<u>Year</u>	<u>2010</u>		<u>2020</u>
Total Units	21,481	↑	23,697
Occupied	82.7%	↑	91.7%
Owner-Occupied*	72.2%	↑	73.0%






**Compared to rented*

HOUSING AGE

<u>Year</u>	<u>2012</u>	<u>2020</u>
Built 2010 or Later	0.3%	6.1%
Built 2000-2009	34.3%	31.0%
Built 1980-1999	41.2%	37.8%
Built 1960-1979	18.3%	19.6%
Built 1959 or Earlier	5.9%	5.6%

Houses built between 1980 and 1999 remained the plurality, but there was an increase in homes built after 2010.

HOUSING STRUCTURE TYPE

<u>Structure Type</u>	 <u>Single-Unit</u>	 <u>2 to 4 Units</u>	 <u>5 to 19 Units</u>	 <u>20+ Units</u>	 <u>Mobile Home, RV, Etc.</u>
2010	66.4%	6.4%	2.4%	0.7%	24.2%
2020	75.1%	3.1%	1.7%	1.7%	18.4%

An EEO/AA Institution.

Extension is a partnership of Nevada counties; University of Nevada, Reno; and the U.S. Department of Agriculture.