



# Industry Top Performers for Lyon County, Nevada

**PEER  
REVIEWED**  
FS-21-54  
Revised: April 2022



**Buddy Borden**, Community Development Extension Specialist

**Joseph Lednicky**, Economist II

**Adeel Ahmed**, Lyon County Extension Educator

*Source: Economic Modeling Specialists International  
(numbers reflect 2021 data)*

## TOTAL JOBS

Total Jobs in Lyon = **14,653**

### Top 5 Industries

<u>Industry</u>	<u># of Jobs</u>	
Local Government	1,976	
Specialty Trade Contractors	865	
Food Services and Drinking Places	806	
Warehousing and Storage	699	
Amusement, Gambling, and Recreation	634	

## AVERAGE EARNINGS

*Amounts shown in 2021 dollars.*  
Average Earnings per Worker in Lyon =  
**\$58,773**

### Top 5 Industries With Highest Average Earnings per Worker

<u>Industry</u>	<u>Earnings</u>
Utilities	\$146,331
Petroleum and Coal Products Manufacturing	\$142,253
Computer and Electronic Product Manufacturing	\$130,485
Support Activities for Mining	\$125,784
Mining (Except Oil and Gas)	\$117,104

## TOTAL SALES






### Top 5 Industries

<u>Industry</u>	Local Government	Specialty Trade Contractors	Wood Product Manufacturing	Crop Production	Mining (Except Oil and Gas)
<u>Sales</u>	\$332.7M	\$147.7M	\$146.4M	\$145.6M	\$137.6M

A full baseline data report, an economic impact report and additional infographics are available for this county. Full reports and infographics will be available for each county in Nevada. For more information, email us at [EconDev@unr.edu](mailto:EconDev@unr.edu), or call Buddy Borden at 702-257-5505 or Joe Lednicky at 702-948-5971. The Lyon County Extension office is administered by Adeel Ahmed, Extension Educator, who can be reached at 775-463-6541. Visit us online at <https://extension.unr.edu/neap>.

## IMPORTS

### Top 5 Industries






<u>Total Imports</u>	<u>Industry</u>	
\$772.2M	Federal Government	
\$185.5M	State Government	
\$160.0M	Ambulatory Health Care Services	
\$143.8M	Hospitals	
\$141.4M	Professional, Scientific, and Technical Services	



**Imports** are goods and services received from outside a county by sending dollars outside the county. The desired state is low imports, because that would indicate self-sufficiency and inner-growth. However, imports higher than in-region sales indicate opportunity. In the end because of availability, some regions must rely on imports.

## EXPORTS

### Top 5 Industries

	<u>Industry</u>	<u>Total Exports</u>
	Wood Product Manufacturing	\$137.9M
	Mining (Except for Oil and Gas)	\$127.4M
	Crop Production	\$122.5M
	State Government	\$114.9M
	Fabricated Metal Product Manufacturing	\$96.5M



**Exports** are goods and services sold from the county to regions outside the county for an inflow of dollars into the county. High exports usually signals economic strength, because dollars flow into the community rather than leave it.