



Industry Top Performers for Lander County, Nevada

PEER REVIEWED
FS-21-54
Revised: April 2022








Buddy Borden, Community Development Extension Specialist
Joseph Lednicky, Economist II

*Source: Economic Modeling Specialists International
(numbers reflect 2021 data)*

TOTAL JOBS

Total Jobs in Lander = **3,644**

Top 5 Industries

<u>Industry</u>	<u># of Jobs</u>	
Mining (Except Oil and Gas)	2,015	
Local Government	461	
Truck Transportation	114	
Support Activities for Mining	99	
Food Services/ Drinking Places	87	

AVERAGE EARNINGS






Amounts shown in 2021 dollars.
Average Earnings per Worker in Lander = **\$95,847**

Top 5 Industries With Highest Average Earnings per Worker

<u>Industry</u>	<u>Earnings</u>
Utilities	\$177,473
Support Activities/ Mining	\$144,461
Mining (Except Oil and Gas)	\$121,198
Truck Transportation	\$100,086
Federal	\$87,107

TOTAL SALES






Top 5 Industries

<u>Industry</u>	Mining (Except Oil and Gas)	Federal Government	Local Government	Utilities	Support Activities for Mining
<u>Sales</u>	\$1.2B	\$87.2M	\$80.6M	\$38.2M	\$37.3M
					

A full baseline data report, an economic impact report and additional infographics are available for this county. Full reports and infographics will be available for each county in Nevada. For more information, email us at EconDev@unr.edu, or call Buddy Borden at 702-257-5505 or Joe Lednicky at 702-948-5971. The Lander County Extension office is administered by Lois Erquiaga, Extension Educator, who can be reached at 775-635-5565. Visit us online at <https://extension.unr.edu/neap>.

IMPORTS

Top 5 Industries






<u>Total Imports</u>	<u>Industry</u>	
\$93.2M	Federal Government	
\$66.6M	State Government	
\$54.6M	Professional, Scientific, and Technical Services	
\$49.5M	Machinery Manufacturing	
\$43.7M	Petroleum and Coal Products Manufacturing	



Imports are goods and services received from outside a county by sending dollars outside the county. The desired state is low imports, because that would indicate self-sufficiency and inner-growth. However, imports higher than in-region sales indicate opportunity. In the end because of availability, some regions must rely on imports.

EXPORTS

Top 5 Industries

	<u>Industry</u>	<u>Total Exports</u>
	Mining (Except Oil and Gas)	\$1.1B
	Federal Government	\$86.6M
	Support Activities for Mining	\$34.5M
	Truck Transportation	\$26.8M
	Utilities	\$19.8M



Exports are goods and services sold from the county to regions outside the county for an inflow of dollars into the county. High exports usually signals economic strength, because dollars flow into the community rather than leave it.