



Industry Top Performers for Mineral County, Nevada

**PEER
REVIEWED**
FS-21-65

Revised: April 2022



Buddy Borden, Community Development Extension Specialist

Joseph Lednicky, Economist II

Staci Emm, Mineral County Extension Educator

*Source: Economic Modeling Specialists International
(numbers reflect 2021 data)*

TOTAL JOBS

Total Jobs in Mineral = **1,806**

Top 5 Industries

<u>Industry</u>	<u># of Jobs</u>	
Administrative and Support	561	
Local Government	442	
Mining (Except Oil and Gas)	140	
Food Services and Drinking Places	80	
Accommodation	75	

AVERAGE EARNINGS

Amounts shown in 2021 dollars.

Average Earnings per Worker in Mineral = **\$71,144**

Top 5 Industries With Highest Average Earnings per Worker

<u>Industry</u>	<u>Earnings</u>
Credit Intermediation and Related Activities	\$126,890
Utilities	\$123,893
Mining (Except Oil and Gas)	\$96,872
Federal Government	\$88,861
Support Activities for Mining	\$88,084

TOTAL SALES






Top 5 Industries

<u>Industry</u>	Administrative and Support	Federal Government	Mining (Except Oil and Gas)	Local Government	State Government
<u>Sales</u>	\$146.0M	\$95.8M	\$85.6M	\$80.0M	\$13.9M

A full baseline data report, an economic impact report and additional infographics are available for this county. Full reports and infographics will be available for each county in Nevada. For more information, email us at EconDev@unr.edu, or call Buddy Borden at 702-257-5505 or Joe Lednicky at 702-948-5971. The Mineral County Extension office is administered by Staci Emm, Extension Educator, who can be reached at 775-945-3444. Visit us online at <https://extension.unr.edu/neap>.

IMPORTS

Top 5 Industries






<u>Total Imports</u>	<u>Industry</u>	
\$68.0M	Federal Government	
\$31.7M	State Government	
\$28.0M	Professional, Scientific, and Technical Services	
\$24.0M	Administrative and Support	
\$14.9M	Specialty Trade Contractors	



Imports are goods and services received from outside a county by sending dollars outside the county. The desired state is low imports, because that would indicate self-sufficiency and inner-growth. However, imports higher than in-region sales indicate opportunity. In the end because of availability, some regions must rely on

EXPORTS

Top 5 Industries

	<u>Industry</u>	<u>Total Exports</u>
	Administrative and Support Services	\$141.6M
	Federal Government	\$95.2M
	Mining (Except Oil and Gas)	\$82.3M
	Local Government	\$58.0M
	State Government	\$13.9M



Exports are goods and services sold from the county to regions outside the county for an inflow of dollars into the county. High exports usually signals economic strength, because dollars flow into the community rather than leave it.