



Industry Top Performers for Storey County, Nevada



Buddy Borden, Community Development Extension Specialist
Joseph Lednický, Economist II
Lisa K. Taylor, Storey County/Carson City Extension Educator

PEER REVIEWED
FS-21-81

Revised: April 2022

Source: *Economic Modeling Specialists International*
(numbers reflect 2021 data)

TOTAL JOBS

Total Jobs in Storey = **18,828**

Top 5 Industries

<u>Industry</u>	<u># of Jobs</u>	
Electrical Equipment/ Appliance Manufacturing	10,453	
Warehousing/ Storage	3,931	
Specialty Trade Contractors	591	
Fabricated Metal Product Manufacturing	505	
Truck Transportation	273	

AVERAGE EARNINGS

Amounts shown in 2021 dollars.

Average Earnings per Worker in Storey =
\$105,676

Top 5 Industries With Highest Average Earnings per Worker

<u>Industry</u>	<u>Earnings</u>
Management of Companies & Enterprises	\$435,241
Waste Management and Remediation Services	\$250,929
Utilities	\$173,029
Professional, Scientific, and Technical Services	\$142,653
Petroleum and Coal Products Manufacturing	\$142,055

TOTAL SALES






Top 5 Industries

<u>Industry</u>	Electrical Equipment/ Appliance/ Component Manufacturing	Warehousing/ Storage	Petroleum/Coal Products Manufacturing	Fabricated Metal Product Manufacturing	Data Processing, Hosting and Related Services
<u>Sales</u>	\$6.5B	\$446.8M	\$277.1M	\$179.2M	\$152.6M

A full baseline data report, an economic impact report and additional infographics are available for this county. Full reports and infographics will be available for each county in Nevada. For more information, email us at EconDev@unr.edu, or call Buddy Borden at 702-257-5505 or Joe Lednický at 702-948-5971. The Storey County Extension office is administered by Lisa K. Taylor, Extension Educator, who can be reached at 775-887-2252. Visit us online at <https://extension.unr.edu/neap>.

IMPORTS

Top 5 Industries






<u>Total Imports</u>	<u>Industry</u>	
\$821.8M	Primary Metal Manufacturing	
\$312.6M	Merchant Wholesalers, Durable Goods	
\$145.9M	Professional, Scientific, and Technical Services	
\$135.3M	Fabricated Metal Product Manufacturing	
\$117.2M	Real Estate	



Imports are goods and services received from outside a county by sending dollars outside the county. The desired state is low imports, because that would indicate self-sufficiency and inner-growth. However, imports higher than in-region sales indicate opportunity. In the end because of availability, some regions must rely on imports.

EXPORTS

Top 5 Industries

	<u>Industry</u>	<u>Total Exports</u>
	Electrical Equipment/ Appliance Manufacturing	\$6.5B
	Warehousing/Storage	\$402.2M
	Petroleum/Coal Products Manufacturing	\$254.5M
	Fabricated Metal Product Manufacturing	\$150.3M
	Data Processing, Hosting, and Related Services	\$132.1M



Exports are goods and services sold from the county to regions outside the county for an inflow of dollars into the county. High exports usually signals economic strength, because dollars flow into the community rather than leave it.