



Industry Top Performers for Carson City, Nevada

**PEER
REVIEWED**
FS-21-13
Revised April 2022



Buddy Borden, Community Development Extension Specialist
Joseph Lednicky, Economist II
Lisa K. Taylor, Carson City/Storey County Extension Educator

*Source: Economic Modeling Specialists International
(numbers reflect 2021 data)*

TOTAL JOBS

Total Jobs in Carson City = **32,553**

Top 5 Industries

<u>Industry</u>	<u># of Jobs</u>	
State Government	6,705	
Local Government	2,089	
Food Services and Drinking Places	1,929	
Ambulatory/Health Care Services	1,777	
Hospitals	1,645	

AVERAGE EARNINGS

Amounts shown in 2021 dollars.
Average Earnings per Worker in Carson City = **\$71,818**

Top 5 Industries With Highest Average Earnings per Worker

<u>Industry</u>	<u>Earnings</u>
Data Processing, Hosting & Related Services	\$195,259
Utilities	\$161,472
Securities, Commodity Contracts and Other Financial Investments	\$116,383
Chemical Manufacturing	\$114,685
Electrical Equipment, Appliance, Manufacturing	\$113,521

TOTAL SALES






Top 5 Industries

<u>Industry</u>	State Government	Federal Government	Local Government	Ambulatory/Health Care Services	Real Estate
<u>Sales</u>	\$6.9B	\$1.1B	\$459.2M	\$305.7M	\$298.5M

A full baseline data report, an economic impact report and additional infographics are available for this county. Full reports and infographics will be available for each county in Nevada. For more information, email us at EconDev@unr.edu, or call Buddy Borden at 702-257-5505 or Joe Lednicky at 702-948-5971. The Carson City Extension office is administered by Lisa K. Taylor, Extension Educator, who can be reached at 775-887-2252. Visit us online at <https://extension.unr.edu/neap>.

IMPORTS

Top 5 Industries






<u>Total Imports</u>	<u>Industry</u>	
\$1.9B	Local Government	
\$1.0B	Federal Government	
\$995.4M	State Government	
\$274.6M	Professional, Scientific, and Technical Services	
\$199.1M	Specialty Trade Contractors	



Imports are goods and services received from outside a county by sending dollars outside the county. The desired state is low imports, because that would indicate self-sufficiency and inner-growth. However, imports higher than in-region sales indicate opportunity. In the end because of availability, some regions must rely on imports.

EXPORTS

Top 5 Industries

	<u>Industry</u>	<u>Total Exports</u>
	State Government	\$6.9B
	Federal Government	\$1.1B
	Fabricated Metal Product Manufacturing	\$225.0M
	Ambulatory Health Care Services	\$131.1M
	Motor Vehicle and Parts Dealers	\$127.8M



Exports are goods and services sold from the county to regions outside the county for an inflow of dollars into the county. High exports usually signals economic strength, because dollars flow into the community rather than leave it.