



EXTENSION

College of Agriculture,
Biotechnology & Natural Resources

Rye Patch State Recreation Area Visitor Demographics



University of Nevada, Reno Extension
Publication Date: July 2024
For Informational Purposes

Park Visitation

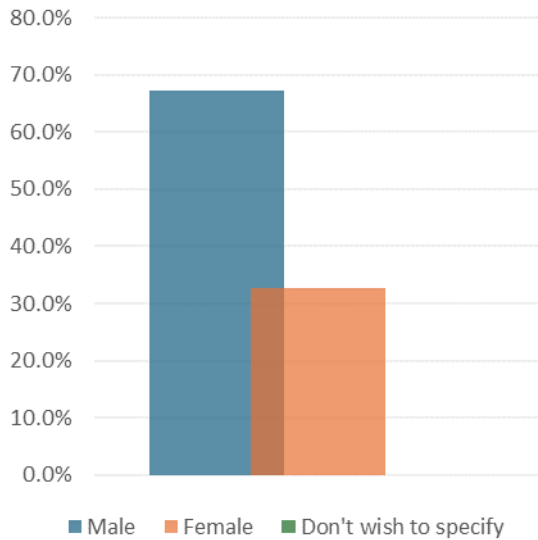
Year	2019	2020	2021	2022	2023
Visitors	94,916	130,779	139,468	91,513	81,008
Visitor-Days	89,093	122,756	130,912	85,899	76,039

50% of single day visitors attended the park between two and four hours.

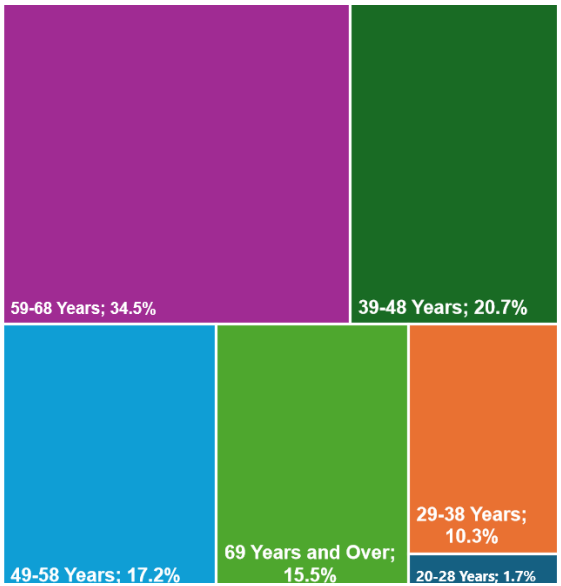
“Visitors” is defined as the total number of people who visited the park in a given year. This may include repeat visits throughout the year, but does not include multiple entries for a single park visit.

“Visitor-Days” is the weighted duration of the visitor number by the amount of time visitors were at the park. Someone visiting for a couple hours is weighted less than someone who spent the entire day at the park, who is, in turn, weighted less than someone who camped at the park for multiple nights.

Gender



Age (Adults)



Additional infographics for this and other State Parks are available.
For more information please contact the Nevada Economic Assessment Project at EconDev@unr.edu or visit our website at: Extension.unr.edu/NEAP



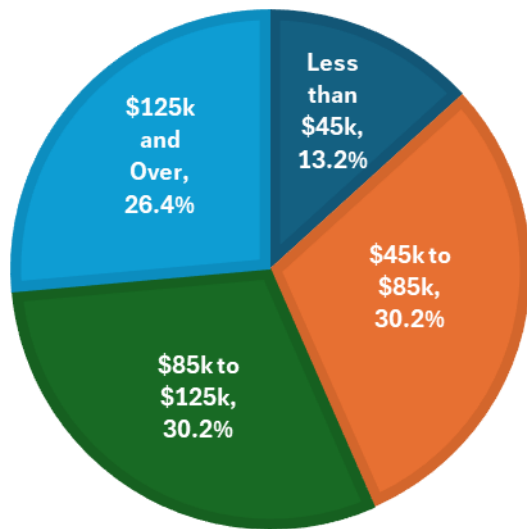
Rye Patch State Recreation Area

Educational Attainment

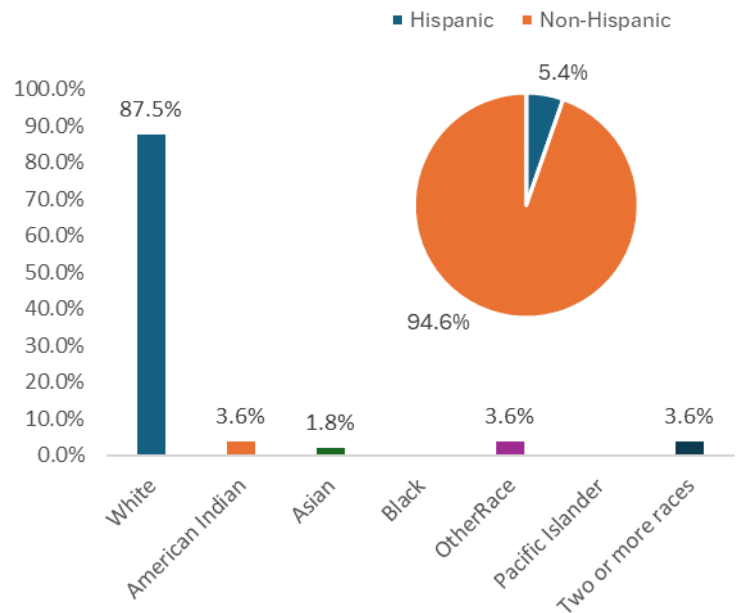
<u>Level of Education</u>	No High School Diploma	High School Diploma	Some College	Associate Degree	Bachelor's Degree	Graduate or Professional Degree
<u>% of Respondents</u>	0.0%	33.3%	25.9%	13.0%	16.7%	11.1%



Household Income



Race and Ethnicity



Visitors enjoy camping, picnicking, and water sports, and fisherman delight in the available bass, catfish and walleye at this park in Pershing County.

For more information on Rye Patch State Recreation Area:

[Parks.nv.gov/parks/rye-patch](https://parks.nv.gov/parks/rye-patch)

Email: rpsra@parks.nv.gov

Phone: 775-442-0135



A visitor use survey has been conducted at Nevada's State Parks through a partnership between Nevada Division of State Parks and University of Nevada, Reno Extension's Nevada Economic Assessment Project (NEAP). While many procedures have been put in place to reduce bias in surveying, any non-census approach may incur sample bias. Notably the survey was available in English and Spanish, but not in other languages, which may cause a lower survey participation for visitors from outside North America.



EXTENSION

College of Agriculture,
Biotechnology & Natural Resources

Rye Patch State Recreation Area Trip and Visit Characteristics




University of Nevada, Reno Extension
Publication Date: May 2024
For Informational Purposes

Nevada Residence

Are you a Nevada Resident?

Yes
84.5%

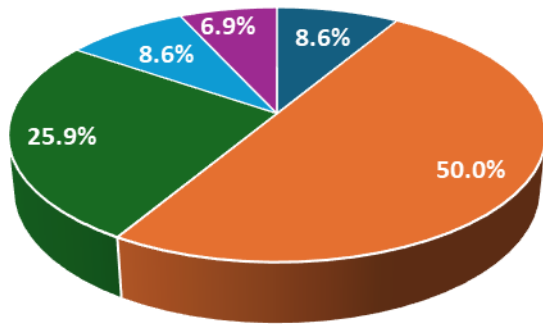
No
15.5%



Distance from Park

Do you live within 50 miles (approximately one hour) of the park?
Yes: 19.0%
No: 81.0%

Group Size



- Solo
- 2 to 3 People
- 4 to 5 People
- 6 to 7 People
- 8 or More People



Group Type

Visitors were asked: For groups of two or more people, how would you best describe the composition of the group?

Friends	18.9%
Family	58.5%
Friends & Family	18.9%
Other	3.8%

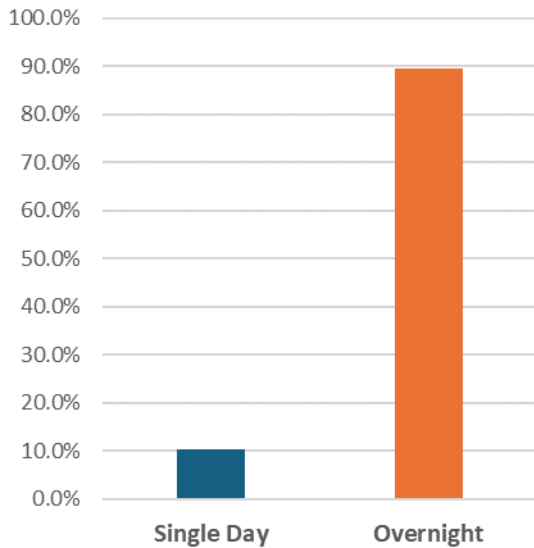
Additional infographics for this and other State Parks are available.
For more information please contact the Nevada Economic Assessment Project at EconDev@unr.edu or visit our website at: Extension.unr.edu/NEAP



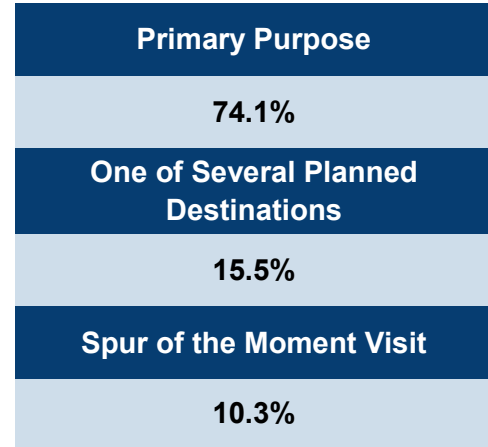
Rye Patch State Recreation Area

Trip Length

Visitors were asked: Was your trip to visit this park a single day trip or an overnight trip away from home?



Purpose of Visit



Visitors were asked: Was visiting the park the primary reason for your travel away from home, one of several destinations, or was this a spur of the moment decision?

Multi-Day Trip Length

Visitors were asked: For those Overnight Trips, how many days away from home were you?

<u>Trip Days Away From Home</u>	2 Days	3 Days	4 to 7 Days	8 to 14 Days	15 or More Days
<u>% of Respondents</u>	26.9%	21.2%	34.6%	11.5%	5.8%

Visitors enjoy camping, picnicking, water sports, and fisherman delight in the available bass, catfish and walleye at this park in Pershing County.

For more information on Rye Patch State Recreation Area:

[Parks.nv.gov/parks/rye-patch](https://parks.nv.gov/parks/rye-patch)

Email: rpsra@parks.nv.gov

Phone: 775-442-0135



A visitor use survey has been conducted at Nevada's State Parks through a partnership between Nevada Division of State Parks and University of Nevada, Reno Extension's Nevada Economic Assessment Project (NEAP). While many procedures have been put in place to reduce bias in surveying, any non-census approach may incur sample bias. Notably the survey was available in English and Spanish, but not in other languages, which may cause a lower survey participation for visitors from outside North America.



EXTENSION

College of Agriculture,
Biotechnology & Natural Resources

Rye Patch State Recreation Area Park Performance




University of Nevada, Reno Extension
Publication Date: July 2024
For Informational Purposes

Completed Surveys, n=58

Visitors were asked to rate their trip to the park on a variety of prompts including park staff interactions, overall trip experience, and for certain amenities available.


Park staff were available when needed or requested.	
Agree or Strongly Agree	75.9%
Disagree or Strongly Disagree	10.3%



Interactions with park staff were positive.	
Agree or Strongly Agree	96.6%
Disagree or Strongly Disagree	1.7%

Interactions with Park Staff

How would you rate your experience at this park?	
Good or Excellent	100.0%
Terrible or Poor	0.0%



Trip Experience



How likely are you to return to this park?	
Somewhat or Extremely Likely	94.8%
Somewhat or Extremely Unlikely	5.2%

Additional infographics for this and other State Parks are available.
For more information please contact the Nevada Economic Assessment Project at EconDev@unr.edu or visit our website at: Extension.unr.edu/NEAP



Rye Patch State Recreation Area

Additional Visitor Experience Ratings on Amenities at the Park.

Historical and cultural features were well maintained and preserved.
Agree/Strongly Agree: 43.1%



Did you use the picnic areas at the park?

Yes: 53.9%

Picnic Areas

Were the picnic areas clean?

Agree/Strongly Agree: 96.3%


Did you use the walkways or trails at the park?

Yes: 87.3%

Walkways / Trails

Were the walkways and trails clean?

Agree/Strongly Agree: 95.8%



Signs and markers were clear and plentiful.
Agree/Strongly Agree: 89.7%

Garbage and litter were not a problem.
Agree/Strongly Agree: 94.9%



Did you use the educational content at the park?

Yes: 35.9%

Educational Content

Were the educational areas clean?

Agree/Strongly Agree: 94.8%

Visitors enjoy camping, picnicking, and water sports, and fisherman delight in the available bass, catfish and walleye at this park in Pershing County.

For more information on Rye Patch State Recreation Area:

[Parks.nv.gov/parks/rye-patch](https://parks.nv.gov/parks/rye-patch)

Email: rpsra@parks.nv.gov

Phone: 775-442-0135



A visitor use survey has been conducted at Nevada's State Parks through a partnership between Nevada Division of State Parks and University of Nevada, Reno Extension's Nevada Economic Assessment Project (NEAP). While many procedures have been put in place to reduce bias in surveying, any non-census approach may incur sample bias. Notably the survey was available in English and Spanish, but not in other languages, which may cause a lower survey participation for visitors from outside North America.



EXTENSION

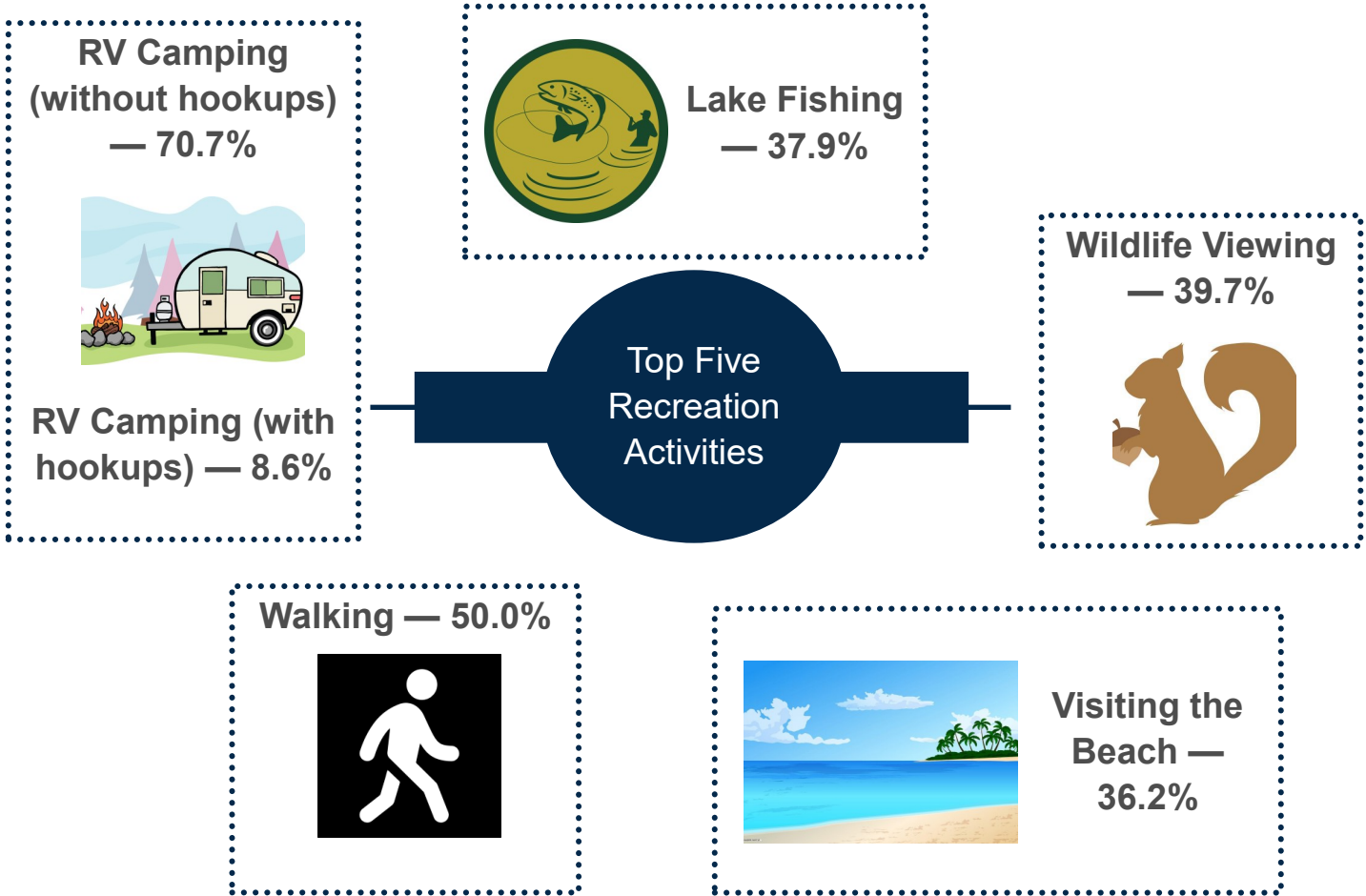
College of Agriculture,
Biotechnology & Natural Resources

Rye Patch State Recreation Area Trip and Visit Characteristics



University of Nevada, Reno Extension
Publication Date: May 2024
For Informational Purposes

Visitors were asked: What recreational activities did you take part in while at the Park?
Visitors could choose more than one answer.



<u>Top 5 Recreation Activities</u>	RV Camping without Hookups	Walking	Wildlife Viewing	Lake Fishing	Visiting the Beach
<u>Share of Respondents</u>	70.7%	50.0%	39.7%	37.9%	36.2%

Additional infographics for this and other State Parks are available.
For more information please contact the Nevada Economic Assessment Project at EconDev@unr.edu or visit our website at: Extension.unr.edu/NEAP



Rye Patch State Recreation Area

Bird Watching — 24.1%



Creek River
Fishing — 20.7%

Hiking — 19.0%



Recreation
Activities —
Additional
Responses



OHV Usage —
15.5%




Picnicking —
13.8%

Using Self-
Guided
Educational
Content —
12.1%



Swimming — 19.0%



Visitors enjoy camping, picnicking, and water sports, and fishermen delight in the available bass, catfish and walleye at this park in Pershing County.

For more information on Rye Patch State Recreation Area:

[Parks.nv.gov/parks/rye-patch](https://parks.nv.gov/parks/rye-patch)

Email: rpsra@parks.nv.gov

Phone: 775-442-0135



A visitor use survey has been conducted at Nevada's State Parks through a partnership between Nevada Division of State Parks and University of Nevada, Reno Extension's Nevada Economic Assessment Project (NEAP). While many procedures have been put in place to reduce bias in surveying, any non-census approach may incur sample bias. Notably the survey was available in English and Spanish, but not in other languages, which may cause a lower survey participation for visitors from outside North America.



EXTENSION
College of Agriculture,
Biotechnology & Natural Resources

Rye Patch State Recreation Area Planning Priorities

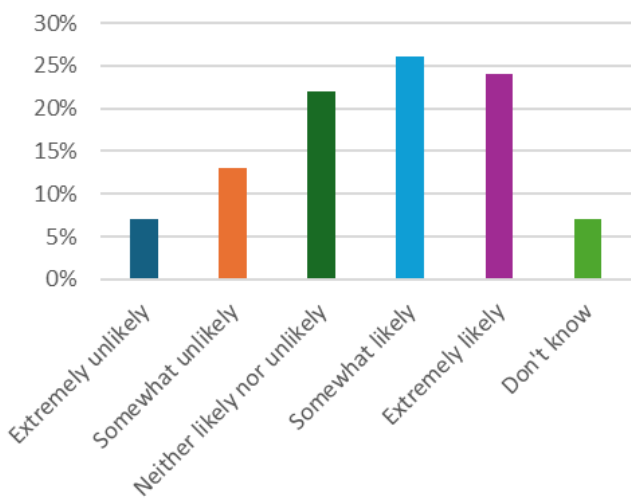


University of Nevada, Reno Extension
Publication Date: July 2024
For Informational Use

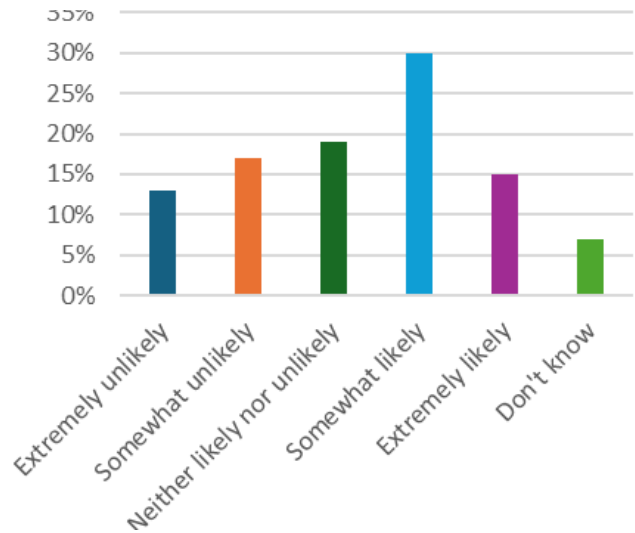
Completed Surveys, n = 58
Visitors were prompted: Given that Nevada State Parks has to work with a limited budget for improvements, we're eager to know which projects you think should be our top priority.

If these amenities had been available during your last visit, how likely would you have been to use them?

New Educational Exhibits Near Entrance



Staff-led Educational Programs



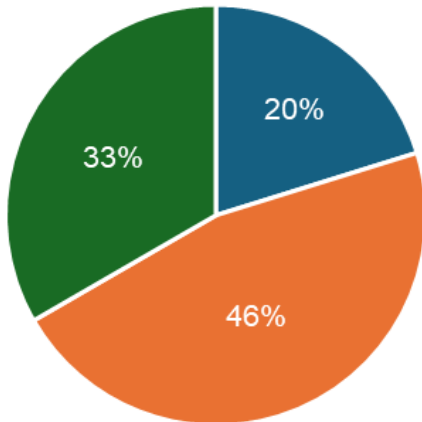
Additional infographics for this and other State Parks are available.
For more information please contact the Nevada Economic Assessment Project at EconDev@unr.edu or visit our website at: Extension.unr.edu/NEAP



Rye Patch State Recreation Area

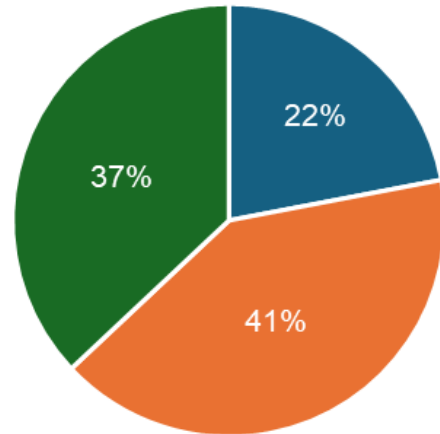
If these amenities become available would you visit the park more often?

New Educational Exhibits Near Entrance



■ Yes ■ No ■ Don't Know

Staff-led Educational Programs



■ Yes ■ No ■ Don't Know

Visitors enjoy camping, picnicking, and water sports, and fishermen delight in the available bass, catfish and walleye at this park in Pershing County.

For more information on Rye Patch State Recreation Area:

[Parks.nv.gov/parks/rye-patch](https://parks.nv.gov/parks/rye-patch)

Email: rpsra@parks.nv.gov

Phone: 775-442-0135



A visitor use survey has been conducted at Nevada's State Parks through a partnership between Nevada Division of State Parks and University of Nevada, Reno Extension's Nevada Economic Assessment Project (NEAP). While many procedures have been put in place to reduce bias in surveying, any non-census approach may incur sample bias. Notably the survey was available in English and Spanish, but not in other languages, which may cause a lower survey participation for visitors from outside North America.