



EXTENSION

College of Agriculture,
Biotechnology & Natural Resources

South Fork State Recreation Area Visitor Demographics



University of Nevada, Reno Extension
Publication Date: July 2024
For Informational Purposes

Park Visitation

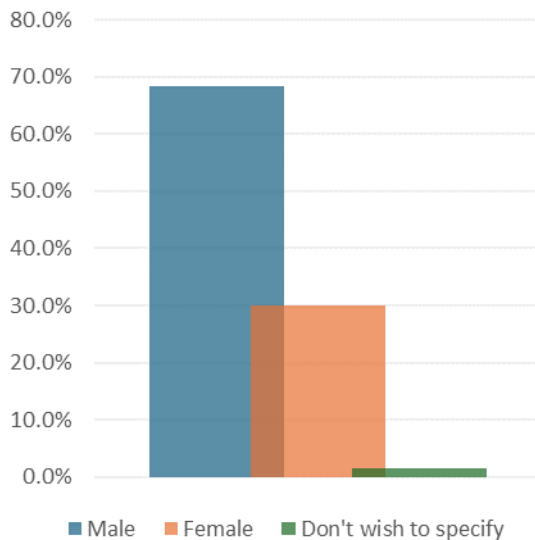
Year	2019	2020	2021	2022	2023
Visitors	100,948	139,568	116,543	112,725	127,917
Visitor-Days	94,071	130,060	108,604	105,046	119,203

Over 63% of single day visitors attended the park between four and six hours.

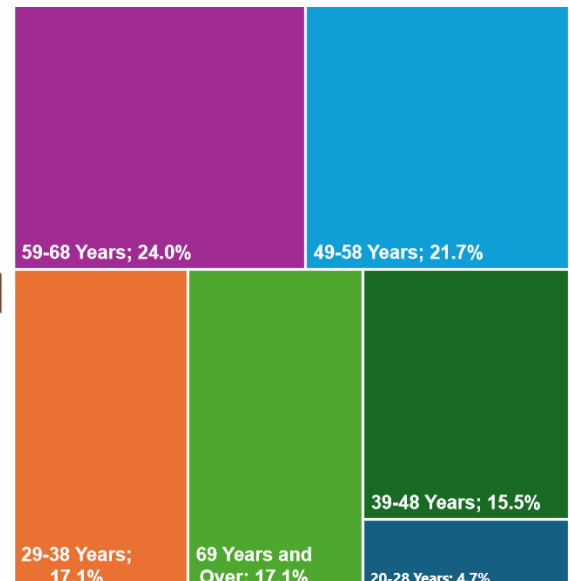
“Visitors” is defined as the total number of people who visited the park in a given year. This may include repeat visits throughout the year, but does not include multiple entries for a single park visit.

“Visitor-Days” is the weighted duration of the visitor number by the amount of time visitors were at the park. Someone visiting for a couple hours is weighted less than someone who spent the entire day at the park, who is, in turn, weighted less than someone who camped at the park for multiple nights.

Gender



Age (Adults)



Additional infographics for this and other State Parks are available.
For more information please contact the Nevada Economic Assessment Project at EconDev@unr.edu or visit
our website at: Extension.unr.edu/NEAP



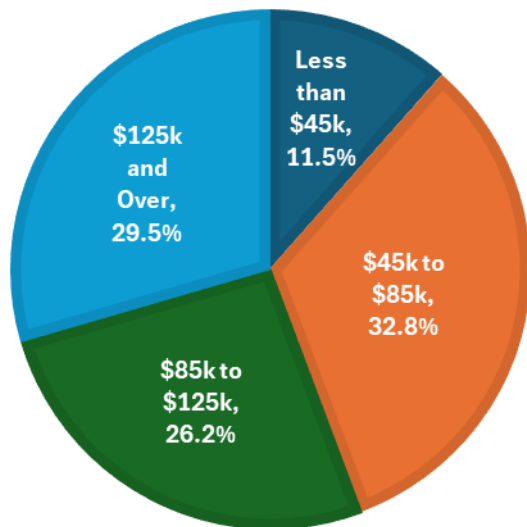
South Fork State Recreation Area

Educational Attainment

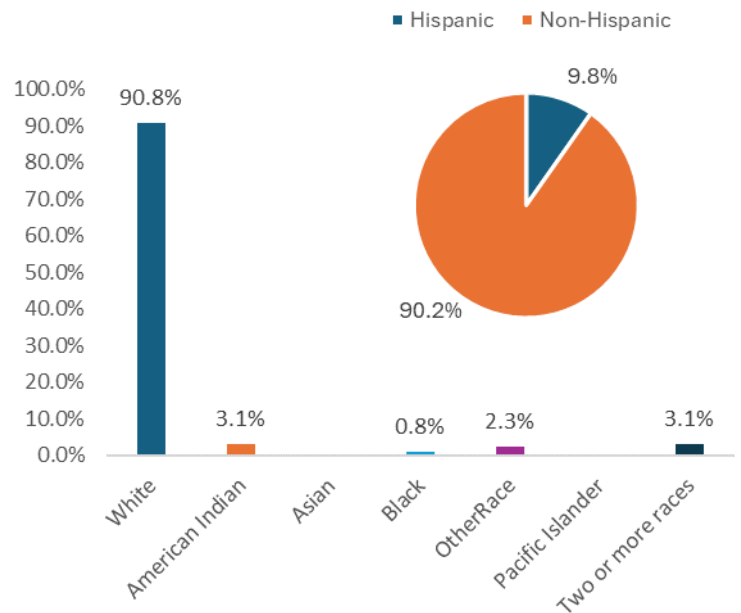
<u>Level of Education</u>	No High School Diploma	High School Diploma	Some College	Associate Degree	Bachelor's Degree	Graduate or Professional Degree
<u>% of Respondents</u>	1.6%	29.7%	24.2%	21.9%	13.3%	9.4%



Household Income



Race and Ethnicity



South Fork State Recreation Area boasts flourishing meadows and rolling hills filled with northeastern Nevada wildlife.

For more information on South Fork State Recreation Area:

[Parks.nv.gov/parks/south-fork](https://parks.nv.gov/parks/south-fork)

Email: sfsra@parks.nv.gov

Phone: 775-744-4346



A visitor use survey has been conducted at Nevada's State Parks through a partnership between Nevada Division of State Parks and University of Nevada, Reno Extension's Nevada Economic Assessment Project (NEAP). While many procedures have been put in place to reduce bias in surveying, any non-census approach may incur sample bias. Notably the survey was available in English and Spanish, but not in other languages, which may cause a lower survey participation for visitors from outside North America.



EXTENSION
College of Agriculture,
Biotechnology & Natural Resources

South Fork State Recreation Area Trip and Visit Characteristics




University of Nevada, Reno Extension
Publication Date: May 2024
For Informational Purposes

Nevada Residence

Are you a Nevada Resident?

Yes
85.7%

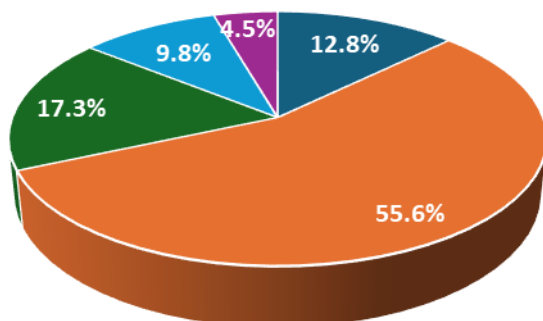
No
14.3%



Distance from Park

Do you live within 50 miles (approximately one hour) of the park?
Yes: 68.4%
No: 31.6%

Group Size



■ Solo
■ 2 to 3 People
■ 4 to 5 People
■ 6 to 7 People
■ 8 or More People

Group Type

Visitors were asked: For groups of two or more people, how would you best describe the composition of the group?

Friends	18.1%
Family	56.0%
Friends & Family	25.0%
Other	0.9%

Additional infographics for this and other State Parks are available.
For more information please contact the Nevada Economic Assessment Project at EconDev@unr.edu or visit our website at: Extension.unr.edu/NEAP

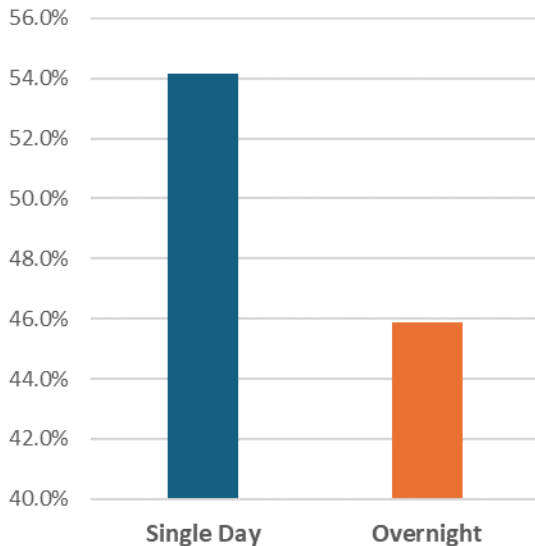
Copyright © 2024, University of Nevada, Reno Extension
A partnership of Nevada counties; University of Nevada, Reno; and the U.S. Department of Agriculture



South Fork State Recreation Area

Trip Length

Visitors were asked: Was your trip to visit this park a single day trip or an overnight trip away from home?



Purpose of Visit

Primary Purpose

78.2%

One of Several Planned Destinations

14.3%

Spur of the Moment Visit

7.5%

Visitors were asked: Was visiting the park the primary reason for your travel away from home, one of several destinations, or was this a spur of the moment decision?

Multi-Day Trip Length

Visitors were asked: For those Overnight Trips, how many days away from home were you?

<u>Trip Days Away From Home</u>	2 Days	3 Days	4 to 7 Days	8 to 14 Days	15 or More Days
<u>% of Respondents</u>	21.3%	21.3%	31.2%	9.8%	16.4%

South Fork State Recreation Area boasts flourishing meadows and rolling hills filled with northeastern Nevada wildlife.

For more information on South Fork State Recreation Area:

[Parks.nv.gov/parks/south-fork](https://parks.nv.gov/parks/south-fork)

Email: sfsra@parks.nv.gov

Phone: 775-744-4346



A visitor use survey has been conducted at Nevada's State Parks through a partnership between Nevada Division of State Parks and University of Nevada, Reno Extension's Nevada Economic Assessment Project (NEAP). While many procedures have been put in place to reduce bias in surveying, any non-census approach may incur sample bias. Notably the survey was available in English and Spanish, but not in other languages, which may cause a lower survey participation for visitors from outside North America.



EXTENSION

College of Agriculture,
Biotechnology & Natural Resources

South Fork State Recreation Area Park Performance



University of Nevada, Reno Extension
Publication Date: July 2024
For Informational Purposes

Completed Surveys, n = 133

Visitors were asked to rate their trip to the park on a variety of prompts including park staff interactions, overall trip experience, and for certain amenities available.

Park staff were available when needed or requested.

Agree or Strongly Agree 53.4%

Disagree or Strongly Disagree 10.5%



Interactions with park staff were positive.

Agree or Strongly Agree 90.2%

Disagree or Strongly Disagree 4.5%

Interactions with Park Staff

How would you rate your experience at this park?

Good or Excellent 86.5%

Terrible or Poor 0.0%



Trip Experience



How likely are you to return to this park?

Somewhat or Extremely Likely 91.7%

Somewhat or Extremely Unlikely 6.8%

Additional infographics for this and other State Parks are available.
For more information please contact the Nevada Economic Assessment Project at EconDev@unr.edu or visit our website at: Extension.unr.edu/NEAP

Copyright © 2024, University of Nevada, Reno Extension
A partnership of Nevada counties; University of Nevada, Reno; and the U.S. Department of Agriculture



South Fork State Recreation Area

Additional Visitor Experience Ratings on Amenities at the Park.

Historical and cultural features were well maintained and preserved.
Agree/Strongly Agree: 52.6%



Did you use the picnic areas at the park?

Yes: 48.4%

Picnic Areas

Were the picnic areas clean?

Agree/Strongly Agree: 82.8%


Did you use the walkways or trails at the park?

Yes: 52.9%

Walkways / Trails

Were the walkways and trails clean?

Agree/Strongly Agree: 90.7%



Signs and markers were clear and plentiful.
Agree/Strongly Agree: 83.5%

Garbage and litter were not a problem.
Agree/Strongly Agree: 77.9%



Did you use the educational content at the park?

Yes: 11.7%

Educational Content

Were the educational areas clean?

Agree/Strongly Agree: 100.0%

South Fork State Recreation Area boasts flourishing meadows and rolling hills filled with northeastern Nevada wildlife.

For more information on South Fork State Recreation Area:

[Parks.nv.gov/parks/south-fork](https://parks.nv.gov/parks/south-fork)

Email: sfsra@parks.nv.gov

Phone: 775-744-4346



A visitor use survey has been conducted at Nevada's State Parks through a partnership between Nevada Division of State Parks and University of Nevada, Reno Extension's Nevada Economic Assessment Project (NEAP). While many procedures have been put in place to reduce bias in surveying, any non-census approach may incur sample bias. Notably the survey was available in English and Spanish, but not in other languages, which may cause a lower survey participation for visitors from outside North America.



EXTENSION

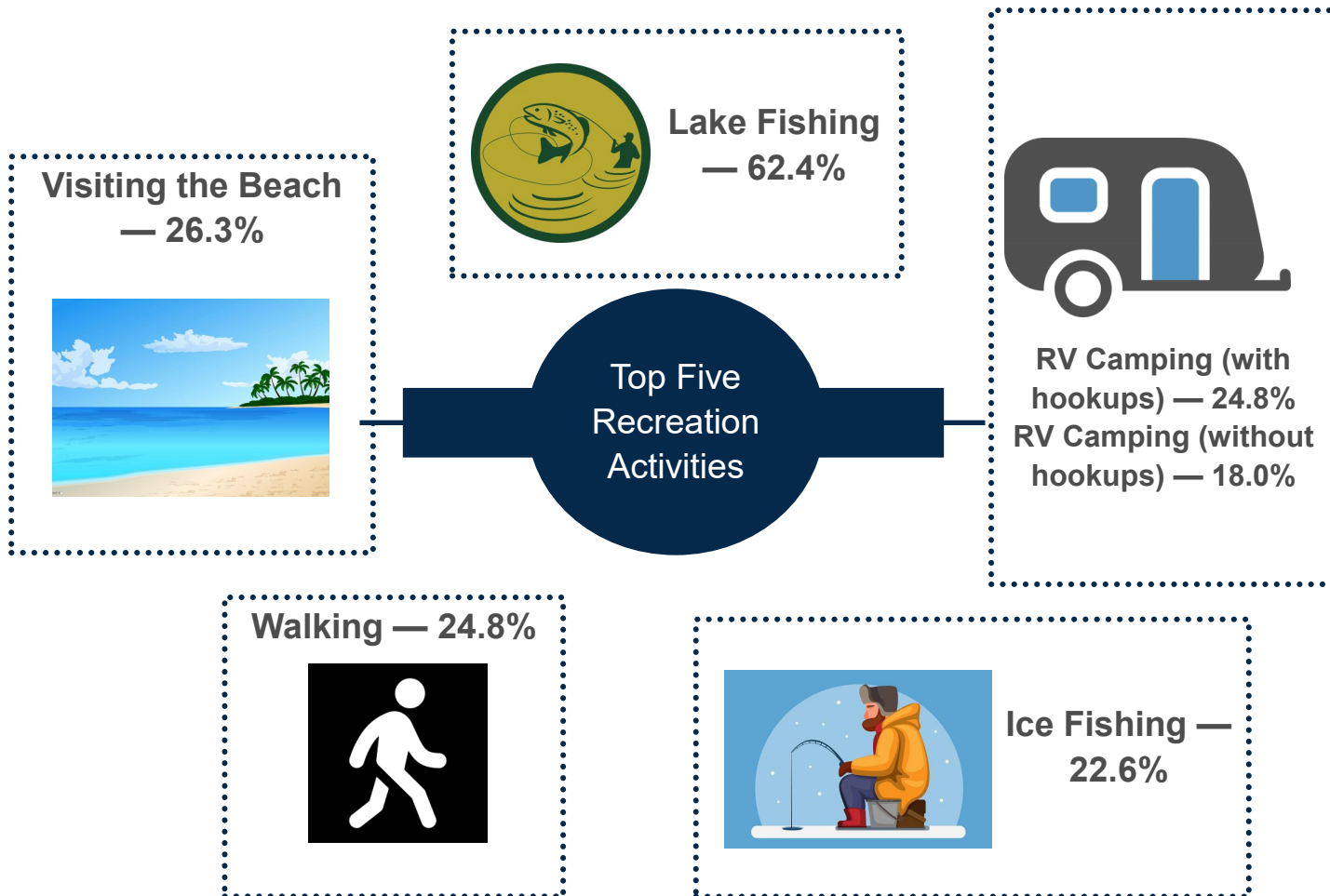
College of Agriculture,
Biotechnology & Natural Resources

South Fork State Recreation Area Recreation Activities



University of Nevada, Reno Extension
Publication Date: May 2024
For Informational Purposes

Visitors were asked: What recreational activities did you take part in while at the Park?
Visitors could choose more than one answer.



<u>Top 5 Recreation Activities</u>	Lake Fishing	Visiting the Beach	RV Camping (with hookups)	Walking	Ice Fishing
<u>Share of Respondents</u>	62.4%	26.3%	24.8%	24.8%	22.6%

Additional infographics for this and other State Parks are available.
For more information please contact the Nevada Economic Assessment Project at EconDev@unr.edu or visit our website at: Extension.unr.edu/NEAP

Copyright © 2024, University of Nevada, Reno Extension
A partnership of Nevada counties; University of Nevada, Reno; and the U.S. Department of Agriculture



South Fork State Recreation Area

Motorized Boating — 19.5%



**Wildlife Viewing —
14.3%**



Swimming — 17.3%



**Recreation
Activities —
Additional
Responses**



**Canoeing or
Kayaking —
15.0%**



Picnicking — 18.0%

**Bird Watching —
12.8%**



Hiking — 10.5%



South Fork State Recreation Area boasts flourishing meadows and rolling hills filled with northeastern Nevada wildlife.

For more information on South Fork State Recreation Area:

[Parks.nv.gov/parks/south-fork](https://parks.nv.gov/parks/south-fork)

Email: sfsra@parks.nv.gov

Phone: 775-744-4346



A visitor use survey has been conducted at Nevada's State Parks through a partnership between Nevada Division of State Parks and University of Nevada, Reno Extension's Nevada Economic Assessment Project (NEAP). While many procedures have been put in place to reduce bias in surveying, any non-census approach may incur sample bias. Notably the survey was available in English and Spanish, but not in other languages, which may cause a lower survey participation for visitors from outside North America.



EXTENSION

College of Agriculture,
Biotechnology & Natural Resources

South Fork State Recreation Area Planning Priorities



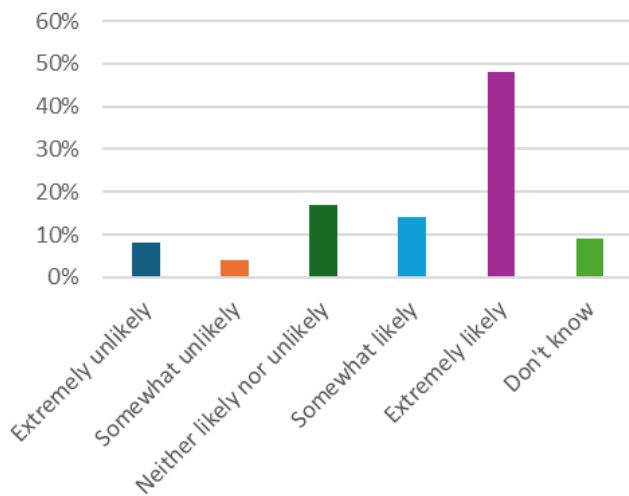
University of Nevada, Reno Extension
Publication Date: July 2024
For Informational Use

Completed Surveys n = 133

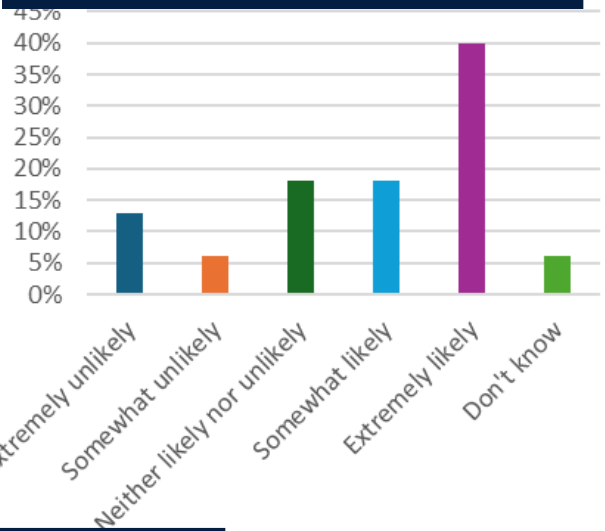
Visitors were prompted: Given that Nevada State Parks has to work with a limited budget for improvements, we're eager to know which projects you think should be our top priority.

If these amenities had been available during your last visit, how likely would you have been to use them?

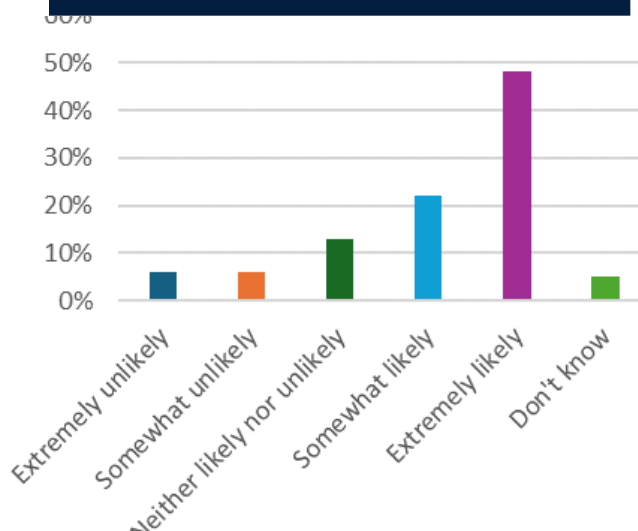
Paved Roads Leading to SW Side of Park



Showers on the SW side of the Park



Power and Water on the SW Side of Park



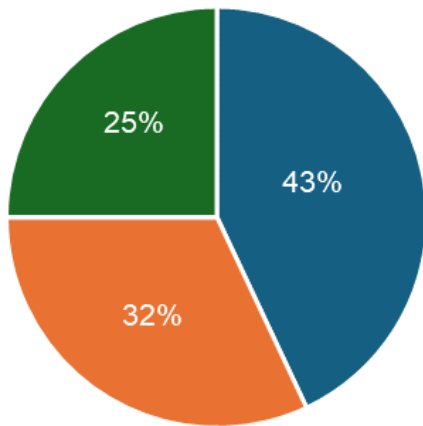
Additional infographics for this and other State Parks are available.
For more information please contact the Nevada Economic Assessment Project at EconDev@unr.edu or visit
our website at: Extension.unr.edu/NEAP



South Fork State Recreation Area

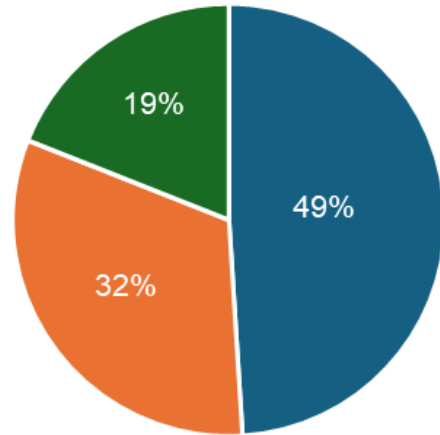
If these amenities become available would you visit the park more often?

Paved Roads Leading to SW Side of Park



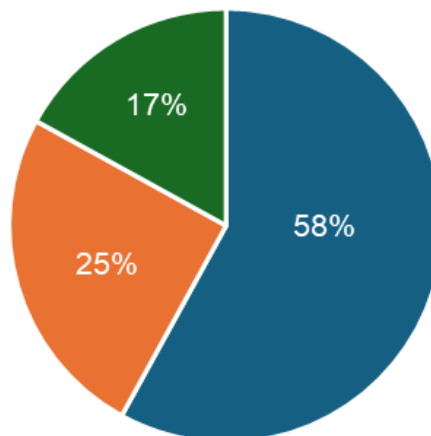
■ Yes ■ No ■ Don't Know

Showers on the SW side of the Park



■ Yes ■ No ■ Don't Know

Power and Water on the SW Side of Park



■ Yes ■ No ■ Don't Know

South Fork State Recreation Area boasts flourishing meadows and rolling hills filled with northeastern Nevada wildlife.

For more information on South Fork State Recreation Area:

[Parks.nv.gov/parks/south-fork](https://parks.nv.gov/parks/south-fork)

Email: sfsra@parks.nv.gov

Phone: 775-744-4346



A visitor use survey has been conducted at Nevada's State Parks through a partnership between Nevada Division of State Parks and University of Nevada, Reno Extension's Nevada Economic Assessment Project (NEAP). While many procedures have been put in place to reduce bias in surveying, any non-census approach may incur sample bias. Notably the survey was available in English and Spanish, but not in other languages, which may cause a lower survey participation for visitors from outside North America.