



EXTENSION
College of Agriculture,
Biotechnology & Natural Resources

Spring Valley State Park Visitor Demographics



University of Nevada, Reno Extension
Publication Date: July 2024
For Informational Purposes

Data Based Off n= 41 Completed Surveys

Park Visitation

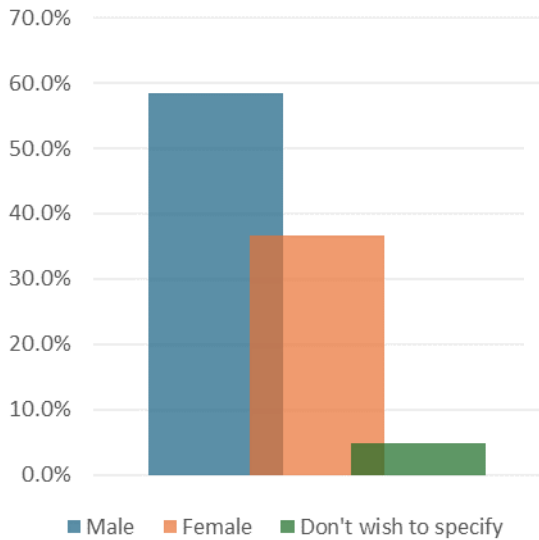
Year	2019	2020	2021	2022	2023
Visitors	101,101	126,035	120,599	109,575	121,131
Visitor-Days	94,900	118,304	113,202	102,854	113,701

Over 57% of single day visitors attended the park for three to five hours.

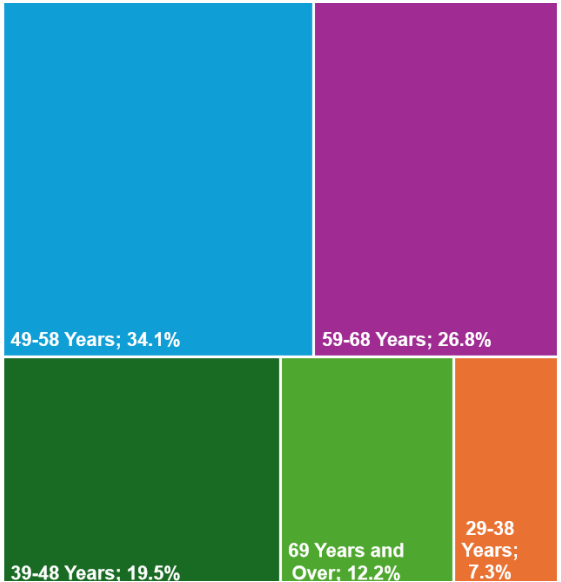
“Visitors” is defined as the total number of people who visited the park in a given year. This may include repeat visits throughout the year, but does not include multiple entries for a single park visit.

“Visitor-Days” is the weighted duration of the visitor number by the amount of time visitors were at the park. Someone visiting for a couple hours is weighted less than someone who spent the entire day at the park, who is, in turn, weighted less than someone who camped at the park for multiple nights.

Gender



Age (Adults)



Additional infographics for this and other State Parks are available.
For more information please contact the Nevada Economic Assessment Project at EconDev@unr.edu or visit our website at: Extension.unr.edu/NEAP



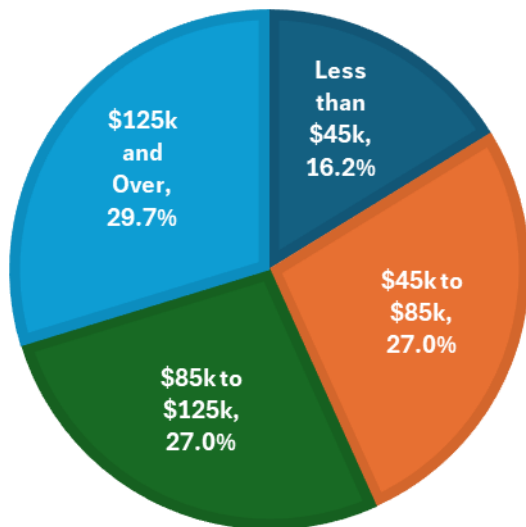
Spring Valley State Park

Educational Attainment

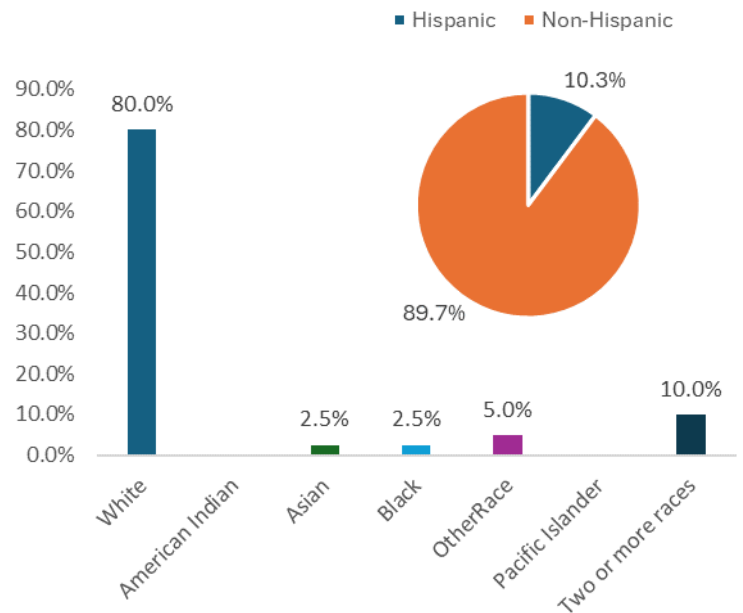
<u>Level of Education</u>	No High School Diploma	High School Diploma	Some College	Associate Degree	Bachelor's Degree	Graduate or Professional Degree
<u>% of Respondents</u>	2.5%	25.0%	20.0%	15.0%	27.5%	10.0%



Household Income



Race and Ethnicity



Located in Lincoln County, this park is a popular area for boating, swimming, camping, and allows visitors the opportunity to tour historic ranches.

For more information on Spring Valley State Park:

[Parks.nv.gov/parks/spring-valley](https://parks.nv.gov/parks/spring-valley)

Email: svsp@parks.nv.gov

Phone: 775-962-5102



A visitor use survey has been conducted at Nevada's State Parks through a partnership between Nevada Division of State Parks and University of Nevada, Reno Extension's Nevada Economic Assessment Project (NEAP). While many procedures have been put in place to reduce bias in surveying, any non-census approach may incur sample bias. Notably the survey was available in English and Spanish, but not in other languages, which may cause a lower survey participation for visitors from outside North America.



EXTENSION

College of Agriculture,
Biotechnology & Natural Resources

Spring Valley State Park Trip and Visit Characteristics



University of Nevada, Reno Extension
Publication Date: May 2024
For Informational Purposes

Nevada Residence


Are you a Nevada Resident?

Yes

85.4%

No

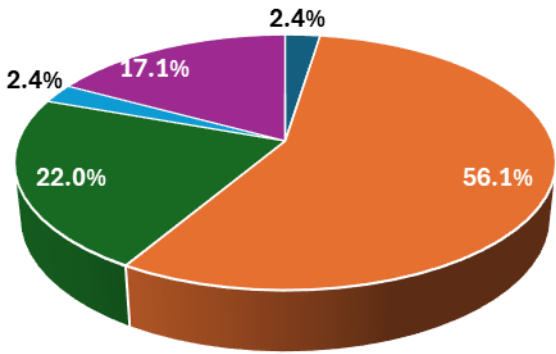
14.6%



Distance from Park

Do you live within 50 miles (approximately one hour) of the park?
Yes: 9.8%
No: 90.2%

Group Size



- Solo
- 2 to 3 People
- 4 to 5 People
- 6 to 7 People
- 8 or More People



Group Type

Visitors were asked: For groups of two or more people, how would you best describe the composition of the group?

Friends	30.0%
Family	52.5%
Friends & Family	12.5%
Other	5.0%

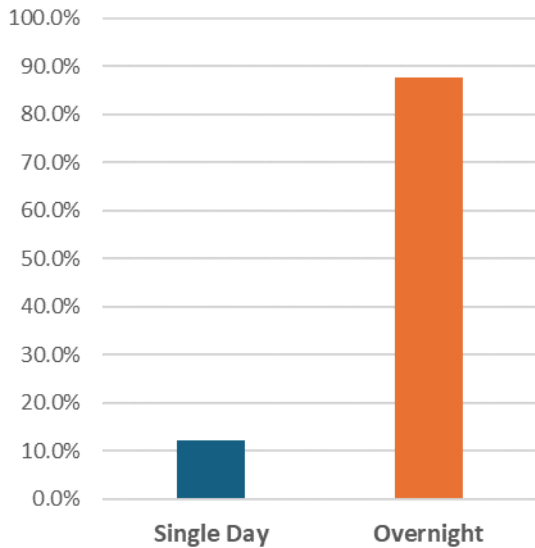
Additional infographics for this and other State Parks are available. For more information please contact the Nevada Economic Assessment Project at EconDev@unr.edu or visit our website at: Extension.unr.edu/NEAP



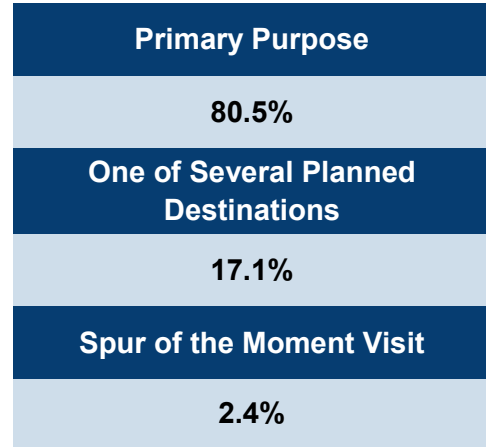
Spring Valley State Park

Trip Length

Visitors were asked: Was your trip to visit this park a single day trip or an overnight trip away from home?



Purpose of Visit



Visitors were asked: Was visiting the park the primary reason for your travel away from home, one of several destinations, or was this a spur of the moment decision?

Multi-Day Trip Length

Visitors were asked: For those Overnight Trips, how many days away from home were you?

<u>Trip Days Away From Home</u>	2 Days	3 Days	4 to 7 Days	8 to 14 Days	15 or More Days
<u>% of Respondents</u>	16.7%	36.1%	36.1%	8.3%	2.8%

Located in Lincoln County, this park is a popular area for boating, swimming, camping, and allows visitors the opportunity to tour historic ranches.

For more information on Spring Valley State Park:

[Parks.nv.gov/parks/spring-valley](https://parks.nv.gov/parks/spring-valley)

Email: svsp@parks.nv.gov

Phone: 775-962-5102



A visitor use survey has been conducted at Nevada's State Parks through a partnership between Nevada Division of State Parks and University of Nevada, Reno Extension's Nevada Economic Assessment Project (NEAP). While many procedures have been put in place to reduce bias in surveying, any non-census approach may incur sample bias. Notably the survey was available in English and Spanish, but not in other languages, which may cause a lower survey participation for visitors from outside North America.



EXTENSION

College of Agriculture,
Biotechnology & Natural Resources

Spring Valley State Park Park Performance



University of Nevada, Reno Extension
Publication Date: July 2024
For Informational Purposes

Completed Surveys, n = 41

Visitors were asked to rate their trip to the park on a variety of prompts including park staff interactions, overall trip experience, and for certain amenities available.


Park staff were available when needed or requested.	
Agree or Strongly Agree	70.0%
Disagree or Strongly Disagree	7.5%



Interactions with park staff were positive.	
Agree or Strongly Agree	95.1%
Disagree or Strongly Disagree	2.4%

Interactions with Park Staff

How would you rate your experience at this park?	
Good or Excellent	97.6%
Terrible or Poor	0.0%



Trip Experience



How likely are you to return to this park?	
Somewhat or Extremely Likely	92.7%
Somewhat or Extremely Unlikely	4.9%

Additional infographics for this and other State Parks are available.
For more information please contact the Nevada Economic Assessment Project at EconDev@unr.edu or visit our website at: Extension.unr.edu/NEAP



Spring Valley State Park

Additional Visitor Experience Ratings on Amenities at the Park.

Historical and cultural features were well maintained and preserved.
Agree/Strongly Agree: 70.8%



Did you use the picnic areas at the park?

Yes: 59.5%

Picnic Areas

Were the picnic areas clean?

Agree/Strongly Agree: 100.0%


Did you use the walkways or trails at the park?

Yes: 72.2%

Walkways / Trails

Were the walkways and trails clean?

Agree/Strongly Agree: 100.0%



Signs and markers were clear and plentiful.
Agree/Strongly Agree: 85.4%

Garbage and litter were not a problem.
Agree/Strongly Agree: 87.8%



Did you use the educational content at the park?

Yes: 38.2%

Educational Content

Were the educational areas clean?

Agree/Strongly Agree: 92.4%

Located in Lincoln County, this park is a popular area for boating, swimming, camping, and allows visitors the opportunity to tour historic ranches.

For more information on Spring Valley State Park:

[Parks.nv.gov/parks/spring-valley](https://parks.nv.gov/parks/spring-valley)

Email: svsp@parks.nv.gov

Phone: 775-962-5102



A visitor use survey has been conducted at Nevada's State Parks through a partnership between Nevada Division of State Parks and University of Nevada, Reno Extension's Nevada Economic Assessment Project (NEAP). While many procedures have been put in place to reduce bias in surveying, any non-census approach may incur sample bias. Notably the survey was available in English and Spanish, but not in other languages, which may cause a lower survey participation for visitors from outside North America.



EXTENSION

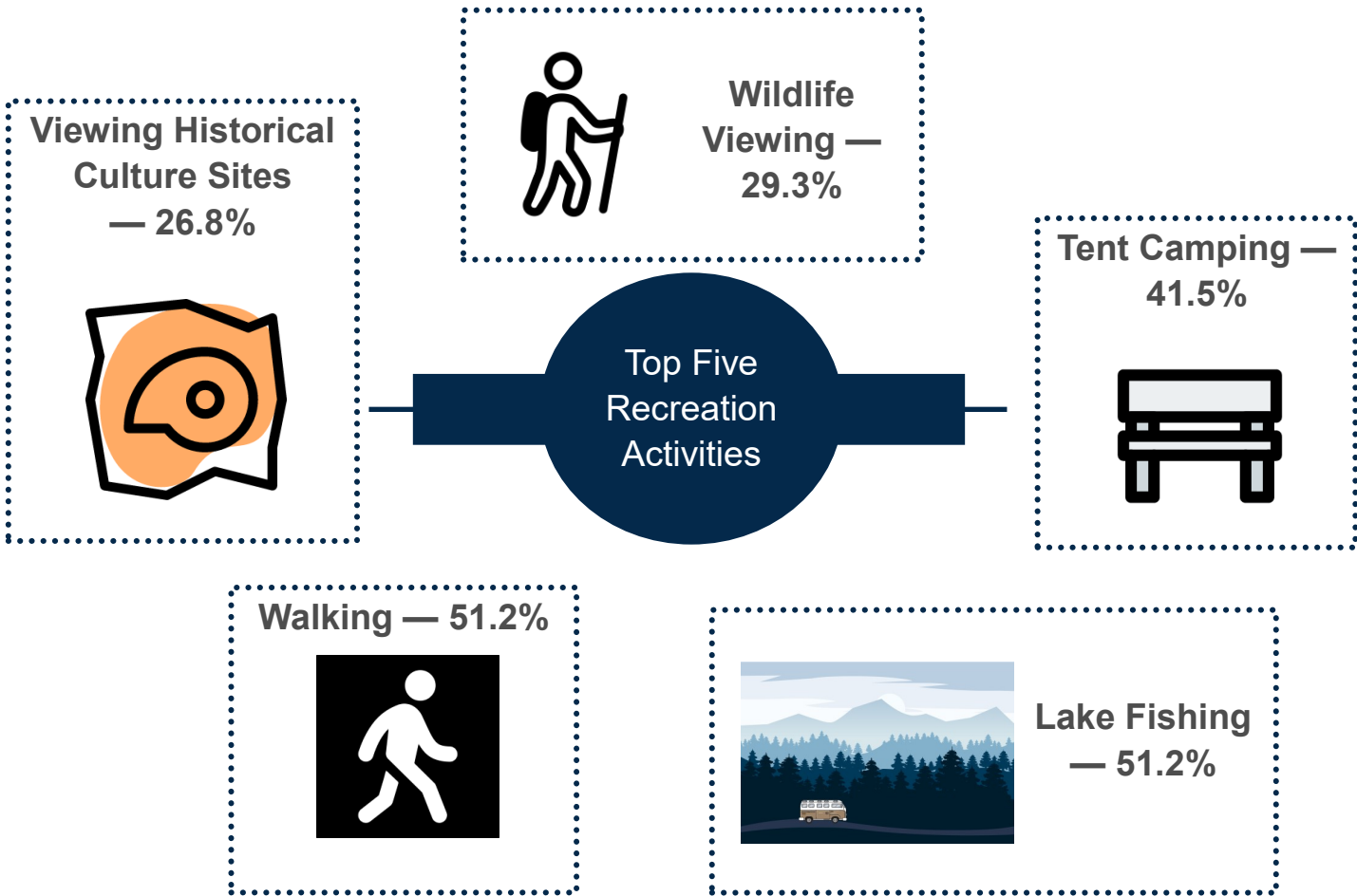
College of Agriculture,
Biotechnology & Natural Resources

Spring Valley State Park Recreation Activities



University of Nevada, Reno Extension
Publication Date: May 2024
For Informational Purposes

Visitors were asked: What recreational activities did you take part in while at the Park?
Visitors could choose more than one answer.



<u>Top 5 Recreation Activities</u>	Lake Fishing	Walking	Tent Camping	Wildlife Viewing	Visiting Historical Culture Sites
<u>Share of Respondents</u>	51.2%	51.2%	41.5%	29.3%	26.8%


Additional infographics for this and other State Parks are available.
For more information please contact the Nevada Economic Assessment Project at EconDev@unr.edu or visit our website at: Extension.unr.edu/NEAP



Spring Valley State Park



Hiking on Trails
—22.0 %



Driving for
Pleasure — 22.0%




RV Camping (with
hookups) — 29.8%

RV Camping (without
hookups) — 4.9%



Visiting the
Beach — 19.5%

Recreation
Activities —
Additional
Responses



Bird Watching —
14.6%

Ice Fishing —
19.5 %



Using Reserved
Group Area — 17.1%



Located in Lincoln County, this park is a popular area for boating, swimming, camping, and allows visitors the opportunity to tour historic ranches.

For more information on Spring Valley State Park:

[Parks.nv.gov/parks/spring-valley](https://parks.nv.gov/parks/spring-valley)

Email: svsp@parks.nv.gov

Phone: 775-962-5102



A visitor use survey has been conducted at Nevada's State Parks through a partnership between Nevada Division of State Parks and University of Nevada, Reno Extension's Nevada Economic Assessment Project (NEAP). While many procedures have been put in place to reduce bias in surveying, any non-census approach may incur sample bias. Notably the survey was available in English and Spanish, but not in other languages, which may cause a lower survey participation for visitors from outside North America.



EXTENSION

College of Agriculture,
Biotechnology & Natural Resources

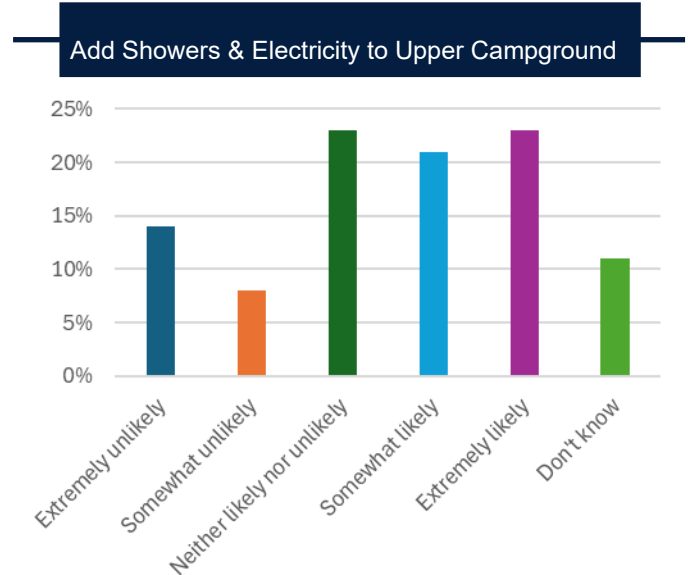
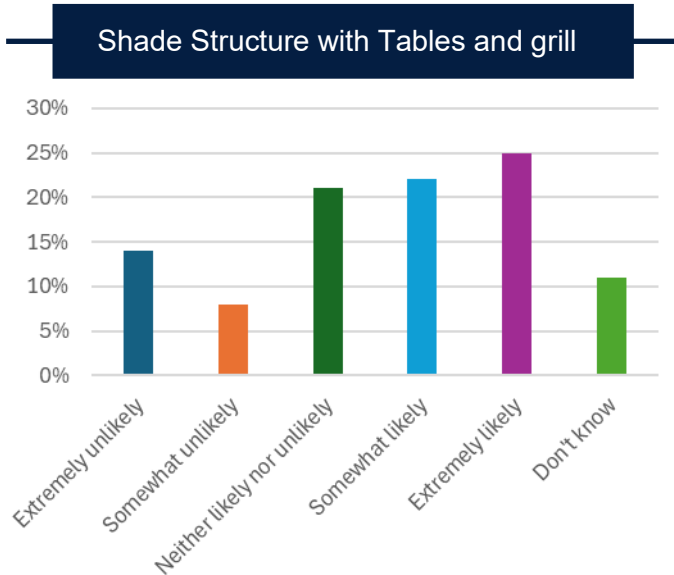
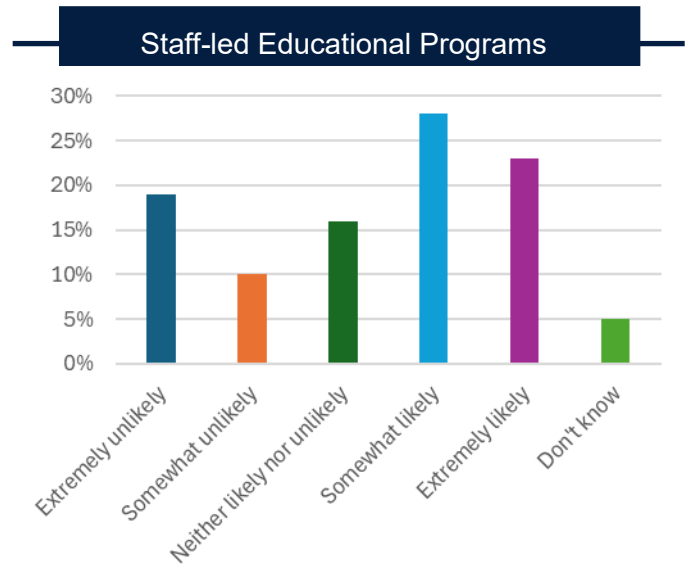
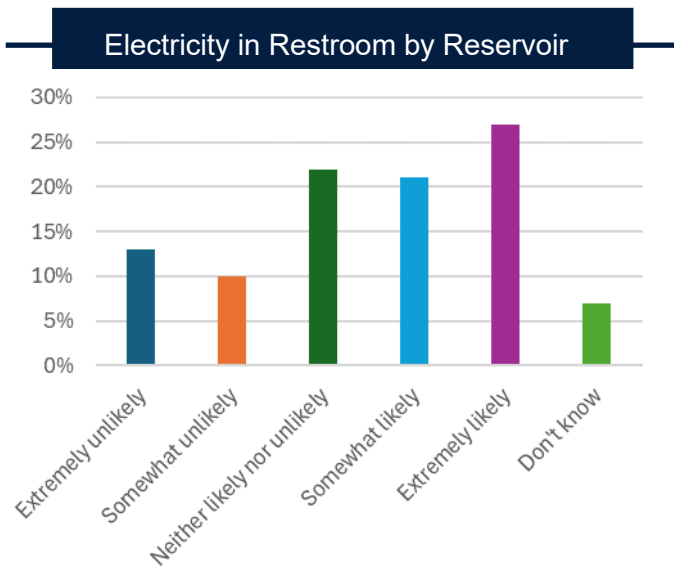
Spring Valley State Park Planning Priorities



University of Nevada, Reno Extension
Publication Date: July 2024
For Informational Use

Completed Surveys, n = 41
Visitors were prompted: Given that Nevada State Parks has to work with a limited budget for improvements, we're eager to know which projects you think should be our top priority.

If these amenities had been available during your last visit, how likely would you have been to use them?



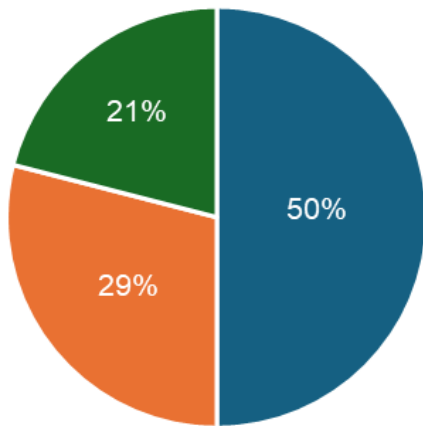
Additional infographics for this and other State Parks are available.
For more information please contact the Nevada Economic Assessment Project at EconDev@unr.edu or visit our website at: Extension.unr.edu/NEAP



Spring Valley State Park

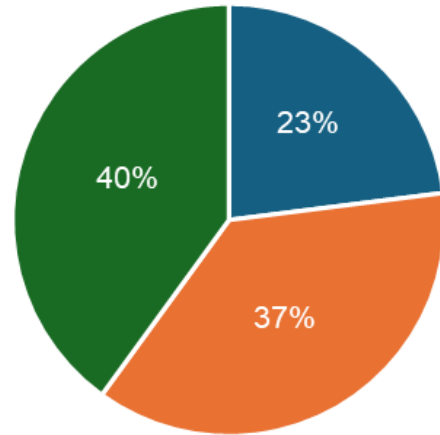
If these amenities become available would you visit the park more often?

Electricity in Restroom by Reservoir



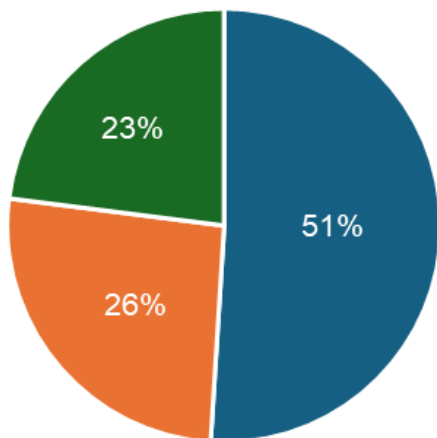
■ Yes ■ No ■ Don't Know

Staff-led Educational Programs



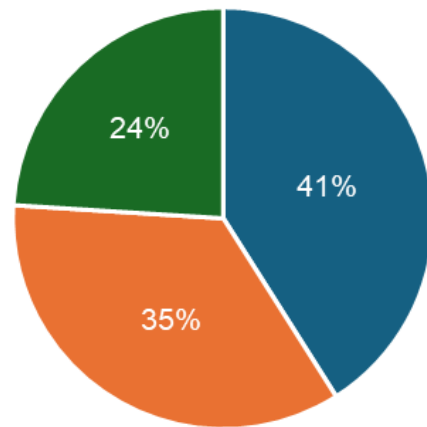
■ Yes ■ No ■ Don't Know

Shade Structure with Tables and grill



■ Yes ■ No ■ Don't Know

Add Showers & Electricity to Upper Campground



■ Yes ■ No ■ Don't Know

Located in Lincoln County, this park is a popular area for boating, swimming, camping, and allows visitors the opportunity to tour historic ranches.

For more information on Spring Valley State Park:

[Parks.nv.gov/parks/spring-valley](https://parks.nv.gov/parks/spring-valley)

Email: svsp@parks.nv.gov

Phone: 775-962-5102



A visitor use survey has been conducted at Nevada's State Parks through a partnership between Nevada Division of State Parks and University of Nevada, Reno Extension's Nevada Economic Assessment Project (NEAP). While many procedures have been put in place to reduce bias in surveying, any non-census approach may incur sample bias. Notably the survey was available in English and Spanish, but not in other languages, which may cause a lower survey participation for visitors from outside North America.