



Daily Stretching Exercises for Farm and Ranch Injury Prevention

Why is Stretching Important?

Stretching increases flexibility

Flexible muscles can improve your performance in daily activities so that tasks such as lifting objects and dressing are easier and less tiring.

Stretching improves range of motion

Good mobility in your joints keeps you in better balance, which will help you stay mobile and less likely to fall.

Stretching improves circulation

Stretching increases blood flow to your muscles. Improved circulation can speed recovery after muscle injuries.

Stretching relieves stress


Stretching relaxes the tense muscles that often accompany stress.

Did you know the average agriculture work injury causes 9 days of missed work?

Stretching Guidelines

- ✓ Stretch daily before work, after breaks, and periodically throughout the day
- ✓ Complete stretches slowly, smoothly, and under control
- ✓ Maintain balance and posture while stretching
- ✓ Focus on breathing and relaxed movement
- ✓ Stretch to a comfortable tension
- ✓ Hold each stretch 10-15 seconds
- ✓ Do not stretch to the point of pain and avoid straining and bouncing
- ✓ Be sure to stretch both sides

Back Stretches




Low Back Hamstring Stretch

Bend forward at the waist keeping back and legs straight. Place hands just below knees with arms straight. Bring shoulders back and hold.



Back Bend

Place your hands on your hips or low back. Gently lean back and lift your chest.



Side Bend

Place the feet just wider than shoulder width apart. Stand up tall, relax your shoulders then slowly slide one hand down the side of your leg until you feel a stretch on the opposite side and hold.

Leg Stretches



Calf Stretch

Step back with one leg. Press back heel into ground while leaning forward until you feel a stretch in back of your calf. Hold.



Hamstring Stretch

Step forward with one leg keeping it straight. Slowly lean forward while keeping your back straight, shoulders back and chin up. When you feel a stretch in the back of the forward leg, stop and hold.



Quadriceps Stretch

Bend your knee and grasp ankle with one or both hands. Point your knee down. Gently, pull your ankle toward your back until you feel a stretch in the front of your leg and hold.

Chest & Neck Stretches



Chest Stretch

Place both hands behind head. Keep back and neck straight and your chest up. Reach your elbows backward until you feel a stretch through your chest. Hold.

Neck Stretch, Side

Place one hand on top of your head while looking forward. Gently move your ear toward shoulder. Stop when you feel a stretch on the opposite side of your neck and hold.



Neck Rotation

Begin by looking straight ahead with shoulders relaxed. Turn head and look over shoulder until you feel a stretch in your neck and hold.

Neck Stretch, Front

Begin by looking straight ahead with shoulders relaxed. Raise chin toward ceiling and tilt head back until stretch is felt in front of neck and hold.



Neck Stretch, Back

Begin by looking straight ahead with shoulders relaxed. Bring chin toward chest until a stretch is felt in the back of your neck and hold.

Trunk & Shoulder Stretches





Trunk Rotation

Stand with feet shoulder width apart, knees slightly bent and bring your arms up behind your head. Slowly twist upper body to one side while keeping your pelvis facing the same direction as the feet. Keep the movement slow and controlled, only rotating as far as your flexibility will allow, and hold.

High Reach Stretch

Keep your feet flat on the floor. Reach both arms above head. Open hands and spread fingers. Reach until a stretch is felt through back, ribs and shoulder and hold.



Shoulder Shrug

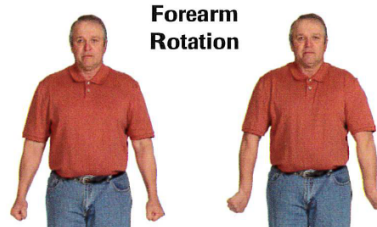
Begin with shoulders relaxed. Raise both shoulders toward the ears and gently squeeze. Hold. Relax. Repeat.

Shoulder Stretch

Bring arm across body at chest level. Keep chest up. Gently pull arm toward body with opposite arm until stretch is felt through shoulder. Hold.




Arm, Wrist & Hand Stretches



Forearm Rotation

Stand with both arms comfortably at your side. Make a fist with each hand and rotate your wrist back away from you so that your knuckles will point toward you and hold.



Wrist and Forearm Stretches

First, reach one arm in front of body keeping the arm straight. Bend wrist to point fingers up. With opposite hand apply gentle pressure in palm and fingers until stretch is felt on the palm side of wrist and forearm. Hold. Second, keeping the arm straight, bend wrist to point the fingers down. With opposite hand apply gentle pressure on back of hand until stretch is felt on the opposite side of wrist. Hold.



Hand Stretch

Reach both arms in front of body. Make a fist and hold. Then slowly open fist, spreading fingers and hold.



Did you know stretching has been shown to Reduce Stress and Increase Serotonin Levels (the hormone that helps stabilize our mood).

Originally created by Nebraska AgrAbility. This material is supported by the USDA Cooperative State Research, Education and Extension Services, under special project number 2002-42590-01354.

References:

- Adams-Colon, B. (2021). *The simple act of stretching*. Colorado State University. <https://www.research.colostate.edu/healthyagingcenter/2021/06/23/the-simple-act-of-stretching/>
- Creighton University Facilities Management. (2010). Farmer daily stretching program [Brochure]. Nebraska Department of Agriculture.
- Traywick, L. (2011). Increasing physical activity as we age: Strength training. In Family and Consumer Sciences. University of Arkansas Division of Agriculture.
- U. S. Bureau of Labor Statistics. (2020). Injuries, illnesses, and fatalities. <https://www.bls.gov/iif/nonfatal-in-%20injuries-and-illnesses-ta-%20bles/case-and-demographic-characteristics-table-r65-2020.htm>.



**Nevada Agriculture
Stress And Wellness**
Cultivate Resilience, Harvest Hope



University of Nevada, Reno



EXTENSION
College of Agriculture,
Biotechnology & Natural Resources