



Living With Fire
CHILDREN'S
ACTIVITY
BOOK

This activity book has eight missions
that you are invited to complete.




This Book Belongs to:

Brought to you by:



MISSION 1

Fire is Natural

 *Hi! I'm Ember.
Let's talk about
fire. Will you take
a walk with me?*

Make sure to practice fire safety. Have a shovel and bucket of water nearby when enjoying your campfire.



Fire is natural, just like wind or rain.

Roasting marshmallows or cozying up around a fire can be wonderful. Fire can also happen near the places where we live, work and play.

Fire plays an important role in our environment. For thousands of years, people have been using fire for cooking, heating, and shaping the land around them. In areas where there has always been fire, many plants, animals and even people have become used to it. This is called being **fire-adapted***. These plants and animals have learned to survive and live with fire.

*Look out for the underlined **vocabulary word** on each page. You can find a complete list of vocabulary words in the back of the book.

***Fire-adapted** means plants, animals or people are used to fire and know how to live with it. They can stay safe or grow back after a fire.

ACTIVITY

Fire and big feelings

Fire can feel scary and might make us feel some big emotions. It's okay to have those feelings!

Think about a time when you felt a big feeling, like being really scared, sad or angry. What helped you feel better?

MISSION 2

Fire Can Be Healthy

 *Look around us. Fire isn't always bad. It can help the environment.*

First, fire cleans up the ground by burning old plants. This makes the soil better for trees to grow and helps them get more water.


Fire also helps animals by making their homes nicer. It clears out thick bushes, giving animals more food to eat and places to hide.

And fire can help keep forests safe for people too. When a forest is healthy, it has fewer dead plants and brush. This means there's less chance of a big fire that could hurt communities.


Remember, fire is part of nature, and it can help the forest and its animals!






 *My friend the Bear has more food to eat.*



 *My friend the Human can enjoy nature.*



 *My friend the Snowplant has room to grow.*

How do fires start?

Fires can start from lightning or by people. When people accidentally start fires, they can harm nature and communities.

But, some fires can help! For thousands of years, Indigenous people used small fires to care for the land, keeping forests healthy. Today, experts like firefighters use **prescribed fire*** to improve forest health and prevent big wildfires.

***Prescribed fire** is a fire that people plan and set on purpose and can help keep forests healthy.

ACTIVITY

Is fire good? Circle one: Y or N

Fire can help because... List three reasons fire is good.

1. _____

2. _____

3. _____




Firefighters with the Bureau of Land Management, Nevada conduct a prescribed burn.

MISSION 3


What Fuels Fire?

The fire triangle helps us learn that for a fire to burn, we need three things: heat, air and fuel.

But, “fuel” in a fire isn’t like the gas we use in cars. Here, “fuel” means anything that can burn like trees, bushes or houses. If any of these three things are missing, the fire stops.


 *Oxygen is a gas that is all around us, in the air we breathe. Fire needs oxygen to burn.*

 *To start a fire, you need **heat***. Heat makes things hot enough to catch fire.*



***Heat**: Once a fire starts, it needs heat to keep going and spread. Heat can come from nature, like when lightning strikes the ground. Heat can also come from things like cars, campfires and even powerlines.



 *Before a fire can start, it needs something to burn. Fuel is anything that can burn. It can be grass, trees, houses or even wood piles.*

ACTIVITY


Now it's time to test what you've learned! Can you spot what things could burn in a fire? Look at the photos and mark the ones that are fuel for a fire.




A.




B.



C.



D.



E.



F.



G.



H.

ANSWER KEY

A. Bushes such as juniper can burn. B. A wood pile. Wood burns really well. D. Wood mulch is little pieces of wood that cover the roof and walls of a house. If they are made of wood, they can burn. H. Leaves and other things that collect in gutters can burn. F. Fallen dry leaves can burn. G. Shingles are the pieces people put around plants. It helps them grow, but it can burn. E. Pebbles are the pieces that collect in gutters and can burn. C. Metal roofs are made of metal and can't burn. A. Metal roofs are made of metal and can't burn.

MISSION 4

Be Ember Ready

Unfortunately, when wildfires happen, houses can sometimes catch fire because of tiny bits of burning material called **embers***. Things like pinecones, branches, tree bark and wooden shingles can create embers during a wildfire.

Wind can cause tiny embers to fly far and squeeze into spaces around homes and buildings, making them catch on fire. Another word for this is to “ignite.”


ACTIVITY

Where could Embers get in?

Look at the house in the picture and circle five places where you think embers could get in and start a fire.

EMBER FOX HINTS

Follow Ember the Fox’s paw prints for clues! Check the answer key to the right when you’re done.

 There are many spaces around homes and buildings that embers like to get into. For example, embers like to get into open windows, decks, trash cans and other spaces to catch things on fire.



ADULTS

Scan the QR code to learn more about being ember aware and ready!





 **ANSWER KEY**

Garbage and recycling – Paper and trash can burn fast. | **Decks** – Embers can land in gaps or under the deck. | **Flower boxes** – Wood under windows can catch fire. | **Roof** – Embers can land on the roof. | **Vents** – Embers can blow into the attic or under the house. | **Fences** – Wooden fences close to the house can catch fire and spread flames.

***Embers** are small pieces of burning material from a fire that fly up in the air and can light other things on fire.

MISSION 5

How Can I Help?

All of us have a role to play in helping prepare for wildfire!

For many, many years, people have been looking after the land to live safely with wildfires.

ADULTS

Scan the QR code to learn more about how kids can help!



It's important to clear space around houses and places where houses come together, called neighborhoods. This makes a special area called "**defensible space***" where plants are cleared and taken care of to lower the risk of wildfires spreading.

***Defensible space** is the area around a home where plants, trees, and grass are cleared or taken care of to prevent wildfire spreading.

ACTIVITY

Make your home more fire safe

Look around your house and mark each thing off the list after you finish it. This fun activity will help you be ready in case of a fire.



- Pick up pinecones and sticks, and remove yard trash.



- Help move firewood far away from the house.



- Sweep porches and patios to move leaves away from the house.



- Pick up trash or litter in the yard.




- Rake leaves and remove them from the yard.

MISSION 6


How Can I Stay Healthy?

Even if there's no fire nearby, wind can carry smoke from far away fires right into our neighborhoods. Breathing in that smoky air isn't good for our lungs, and it can make us feel yucky. Sometimes, when the smoke gets really thick, it's not safe for us to play outside.

When do we stay inside? When the **air quality*** meter turns RED. That means it's not safe to be out playing. But don't worry! There are still lots of fun things we can do indoors.

 **RED** means stay inside, but don't worry. There are still lots of fun things.

Green	Very Clean Air	Play Outside
Yellow	Clean Air	Play Outside
Orange	Not Clean Air	Stay Indoors
Red	Dirty Air	Stay Indoors



***Air quality** is all about how clean or dirty the air is around you.

ADULTS

Scan the QR code to learn more about living with wildfire smoke.



Here are some extra ways to stay safe from the smoky air:

Stay indoors

if you can when it's smokey out. Play some fun indoor games.



Use special machines

called air filters to clean the air inside your house.



Wear a mask

over your nose and mouth if you need to go outside in the smoke.




ACTIVITY

Make your own air filter at home


When there's smoke outside from a wildfire, the air inside can get dirty too. You can stay safer by making your own air filter.

You will need:


- ❑ An adult to help!
- ❑ A box fan
- ❑ A thick air filter (look for "MERV 13")
- ❑ Tape (like duct tape)



- 1 Hold the filter up to the back of the fan.



- 2 Use tape to stick the filter to the back of the fan.



MISSION 7


Get Set... Pack an Evacuation Go-Bag

Sometimes when wildfires happen, we may need to leave our homes to stay safe while firefighters help protect our neighborhoods. This is called an **evacuation**. It's important to be ready to leave quickly when we're asked to.

Before wildfires happen, you can prepare to leave safely by packing an **evacuation go-bag*** and making an evacuation plan.



*🐾 Before wildfires happen, you can prepare to leave safely by packing an **evacuation go-bag** and making an evacuation plan.*



ACTIVITY

Pack an evacuation Go-Bag

1

List three things you should pack in your go-bag to keep your body healthy:

1. _____
2. _____
3. _____

2

List three things you should pack in your go-bag to keep your mind healthy:

1. _____
2. _____
3. _____

3

Discuss with someone why the items you chose are important to you and why you chose them.

***Evacuation go-bag** is an easy-to-carry bag with things that you would want to have with you in case you need to leave your home during a wildfire.

ADULTS

Scan the QR code to learn more about being ready to go!



MISSION 8

Stay Safe, Stay Calm

It's important to know how to evacuate when a wildfire happens. Making an **evacuation plan*** helps you and your family know where to go and what to do when a wildfire happens. It can help us stay safe and calm during emergencies.

ACTIVITY

Make a plan – Things you should know

What is your parent or guardian's phone number?

Where will you go in an emergency like a wildfire?


***Evacuation plan** is a list of steps to help you and your family get out of your home quickly and safely if there is a wildfire.

When wildfires get close, things can become dark, smoky, cold and quiet.

Adults will get alerts on their phones, TV or radio, and they may appear worried.

When it's time to leave it might feel scary, but you'll be told where to go. Remember you are helping firefighters by evacuating.

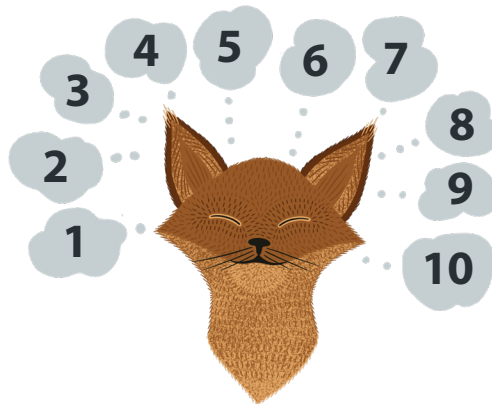
Wildfire evacuations can be stressful. If you ever feel nervous, try these activities to help you feel calm:



Belly Breath

Put one hand on your belly and one on your chest.

Take five slow, deep breaths in and out.



Count to 10

Plant your feet flat on the ground.

Close your eyes and count slowly to 10.



Give a Hug

Hug a small ball, toy or pet, or ask your favorite person for a big squeeze!

ADULTS

Scan the QR code to learn more about making a plan.



Mission Complete!

VOCABULARY

Fire -adapted: When plants, animals or people are used to fire and know how to live with it. They can stay safe or grow back after a fire.

Prescribed fire: Fire that people plan and set on purpose and can help keep forests healthy. It burns away dead plants, small trees and dry leaves that could cause a big wildfire later. It also helps new plants grow and gives animals better places to live.

Heat: Once a fire starts, it needs heat to keep going and spread. Heat can come from nature, like when lightning strikes the ground. Heat can also come from things like cars, campfires and even powerlines.

Embers: Small pieces of burning material from a fire that fly up in the air and can light other things on fire.

Defensible space: The area around a home where plants, trees and grass are cleared or taken care of to lower the risk of wildfire spreading.

Air quality: How clean or dirty the air is around you.

Evacuation go-bag: An easy-to-carry bag with things that you would want to have with you in case you need to leave your home during a wildfire.

Evacuation plan: A list of steps to help you and your family get out of your home quickly and safely if there is a wildfire.

SOURCES

Do-It-Yourself Air Cleaners: Making Cleaner Air More Accessible | US EPA. (2023, September 6). US EPA. <https://www.epa.gov/sciencematters/do-it-yourself-air-cleaners-making-cleaner-air-more-accessible>

DRI Communications. (2022, September 19). Restoring our relationship with himu (willow) requires human interaction rather than protection. DRI. <https://www.dri.edu/restoring-our-relationship-with-himu-willow-requires-human-interaction-rather-than-protection/>

Google Books. (2019). Google.com. https://www.google.com/books/edition/Fire_Native_Peoples_and_the_Natural_Land/W3LrISDC5sAC?hl=en&gbpv=1&dq=natives+control+burning&pg=PA241&printsec=frontcover#v=onepage&q=natives%20control%20burning&f=false

Working in Wildland Fire | U.S. Department of the Interior. (2019, August 12). U.S. Department of the Interior. [https://www.doi.gov/wildlandfire/working-in-wildland-fire#:~:text=The%20E2%80%9CFirefighter%20Type%20%20\(Crewmember,with%20hand%20tools%20and%20chainsaws.](https://www.doi.gov/wildlandfire/working-in-wildland-fire#:~:text=The%20E2%80%9CFirefighter%20Type%20%20(Crewmember,with%20hand%20tools%20and%20chainsaws.)

Copyright © 2025, University of Nevada, Reno Extension.

All rights reserved. No part of this publication may be reproduced, modified, published, transmitted, used, displayed, stored in a retrieval system, or transmitted in any form or by any means electronic, mechanical, photocopy, recording or otherwise without the prior written permission of the publisher and authoring agency.

The University of Nevada, Reno is committed to providing a place of work and learning free of discrimination on the basis of a person's age (40 or older), disability, whether actual or perceived by others (including service-connected disabilities), gender (including pregnancy related conditions), military status or military obligations, sexual orientation, gender identity or expression, genetic information, national origin, race (including hair texture and protected hairstyles such as natural hairstyles, afros, bantu knots, curls, braids, locks and twists), color, or religion (protected classes). Where discrimination is found to have occurred, the University will act to stop the discrimination, to prevent its recurrence, to remedy its effects, and to discipline those responsible.

AUTHORS

Megan Kay¹, Michelle McLean²,
Christina Restaino¹, Cheyanne Neuffer²

¹University of Nevada, Reno Extension

²Tahoe Resource Conservation District

PHOTO CREDITS

Bureau of Land Management
Firefighters Start a Prescribed Fire
(B.L.M. Photo)

ACKNOWLEDGEMENTS

Graphic design was provided by
Maja Thaler and Emma Mitchell of
SDBX Studio, LLC.